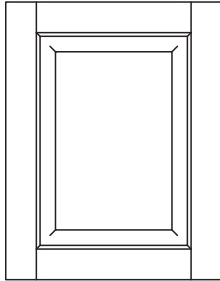


5-Piece MDF

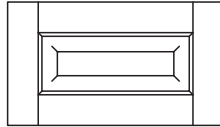
"It's easy to order from WalzCraft!"




Style 34SQ
Drawer Front
(See page 164-Look "A")
 Price Class: 1001
 Min. Size: 3x3




Style 10
 Price Class: 540
 Min. Size: 8x8




Style 10*
 Price Class: 540
 Min. Size: 8x8



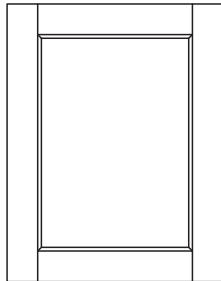
Style 1010
 Price Class: 541
 Min. Size: 13³/₄x8




Style 1000
 Price Class: 541
 Min. Size: 8x15¹/₂



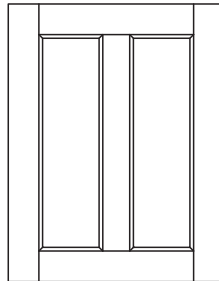
Style 8000
 Price Class: 541
 Min. Size: 8x13³/₄




Style 40
 Price Class: 550
 Min. Size: 6⁵/₈x6




Style 40*
 Price Class: 550
 Min. Size: 6⁵/₈x6



Style 4040
 Price Class: 551
 Min. Size: 9³/₄X6⁵/₈



Style 4043
 Price Class: 551
 Min. Size: 6⁵/₈x11¹/₄



Style 4044
 Price Class: 551
 Min. Size: 6⁵/₈x9³/₄

Square Foot Prices Per Price Class	540	541	550	551	1001
Raw MDF	See our "Master" Specification Catalog for Pricing				
Frame Only					

5-Piece MDF Door and Drawer Front Notes

1) Profile Option Availability	<p>Stile and Rail Profiles = All "Traditional" Stile & Rail Profile options. Center Panel Profiles = All Center Panel Profile options. Outside Edge Profiles = All Outside Edge Profile options.</p> <p><i>See our "Master" Specification Catalog for profile options.</i></p>
2) Minimum for Pricing	1 square foot minimum per piece for pricing.
3) Stile & Rail Dimensions	5-Piece MDF Doors and Drawer Fronts are constructed with 2 ¹ / ₄ " stile and rail dimensions as a standard.
4) Thickness	Available in 3/4" thickness only.
5) Applied Molding on MDF	If ordering an applied molding on an MDF product, the applied molding will utilize a Maple-Hard/Soft-Paint Grade Mixed (Budget) wood specie.
6) Distressing Option	Simulated or Renaissance Distressing are not available.
7) Rub Through Option	RBT100 and RBT200 are not available.



WalzCraft[®].com



(Phone) 1-800-237-1326 7:00AM - 4:30PM CST (24 Hour Fax) 1-608-781-3667