
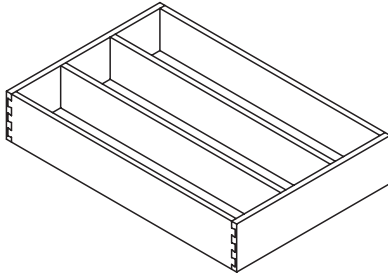


Drawer Box Options

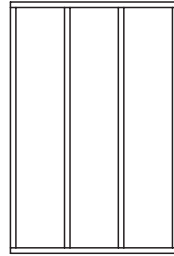
Drawer Box Styles - Organizer Inserts

Series 100 - Drawer Box Organizer Inserts - DBOI (Solid Wood)

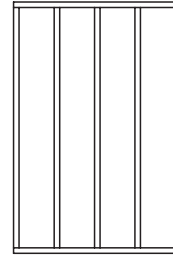
**** Vertical dividers are equally spaced. ****




Style: DBOI 101
Min. Size: 3¼Wx1¼D
(79mm x 45mm)



Style: DBOI 102
Min. Size: 4½Wx1¼D
(114mm x 45mm)



Style: DBOI 103
Min. Size: 5¾Wx1¼D
(149mm x 45mm)



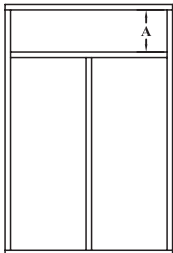
Style: DBOI 104
Min. Size: 7¼Wx1¼D
(184mm x 45mm)

H

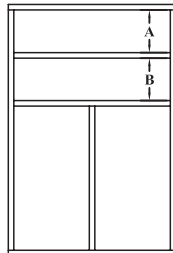
Series 200 - Drawer Box Organizer Inserts - DBOI (Solid Wood)

****Vertical dividers are equally spaced across the width of the organizer.****

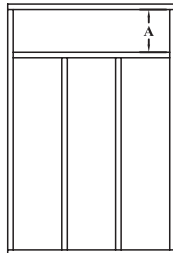
****Height of horizontal openings (Dimensions A & B) are customer specified and must be provided.****



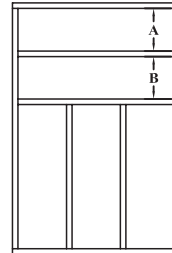
Style: DBOI 201
Min. Size: 3¼Wx3¼D
(79mm x 79mm)



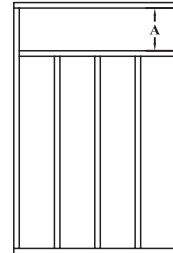
Style: DBOI 202
Min. Size: 3¼Wx4½D
(79mm x 114mm)



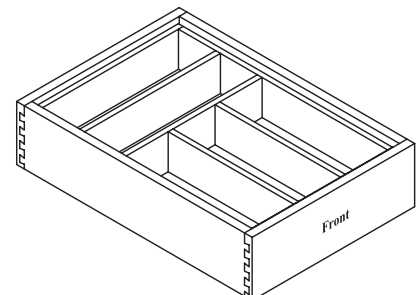
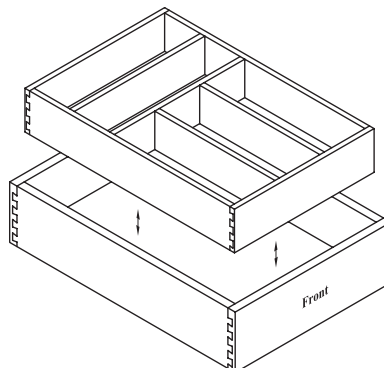
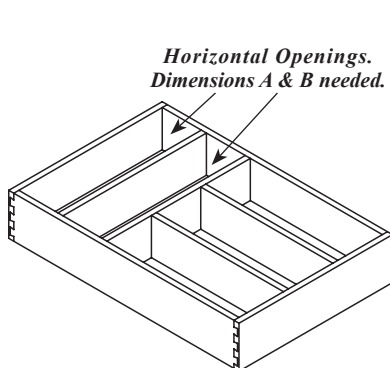
Style: DBOI 203
Min. Size: 4½Wx3¼D
(114mm x 79mm)



Style: DBOI 204
Min. Size: 4½Wx4½D
(114mm x 114mm)



Style: DBOI 205
Min. Size: 5¾Wx3¼D
(149mm x 79mm)

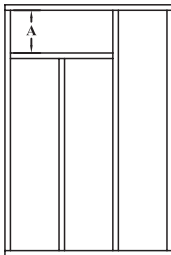
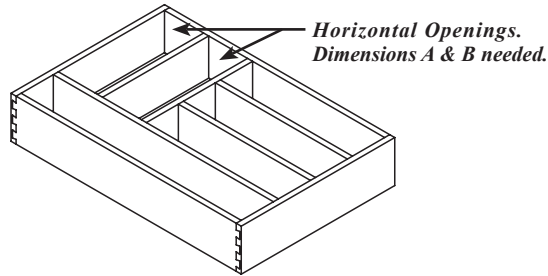


Note: Drawer Box and Drawer Box Organizer Insert are sold separately.

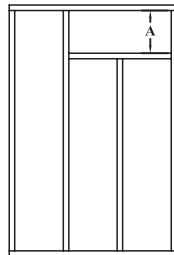
► **For PRICING** ► See Section **H.18** in our Wholesale Pricing Catalog.

Series 300 - Drawer Box Organizer Inserts - DBOI (Solid Wood)

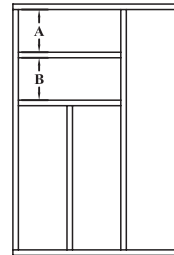
****Vertical dividers are equally spaced across the width of the organizer.**
****Height of horizontal openings (Dimensions A & B) are customer specified and must be provided.******



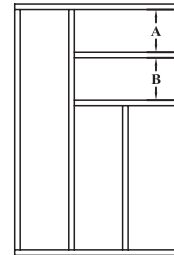
Style: DBOI 301L
 Min. Size: 4½Wx3¼D
 (114mm x 79mm)



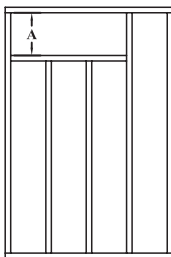
Style: DBOI 301R
 Min. Size: 4½Wx3¼D
 (114mm x 79mm)



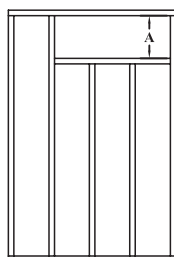
Style: DBOI 302L
 Min. Size: 4½Wx4½D
 (114mm x 114mm)



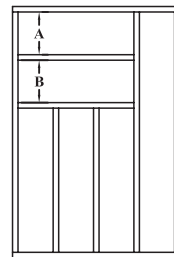
Style: DBOI 302R
 Min. Size: 4½Wx4½D
 (114mm x 114mm)



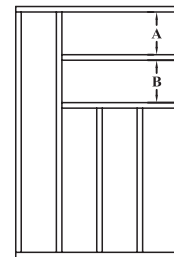
Style: DBOI 303L
 Min. Size: 5⅞Wx3¼D
 (149mm x 79mm)



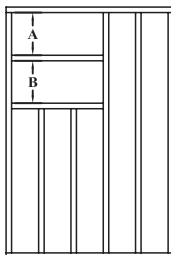
Style: DBOI 303R
 Min. Size: 5⅞Wx3¼D
 (149mm x 79mm)



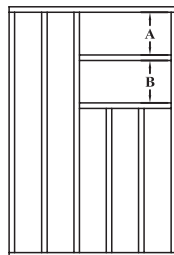
Style: DBOI 304L
 Min. Size: 5⅞Wx4½D
 (149mm x 114mm)



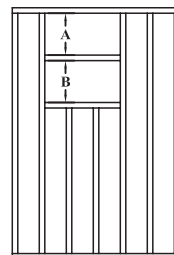
Style: DBOI 304R
 Min. Size: 5⅞Wx4½D
 (149mm x 114mm)



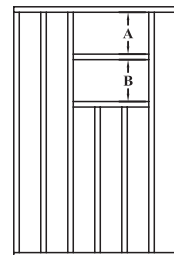
Style: DBOI 305L
 Min. Size: 7¼Wx4½D
 (184mm x 114mm)



Style: DBOI 305R
 Min. Size: 7¼Wx4½D
 (184mm x 114mm)



Style: DBOI 306L
 Min. Size: 8⅞Wx4½D
 (219mm x 114mm)


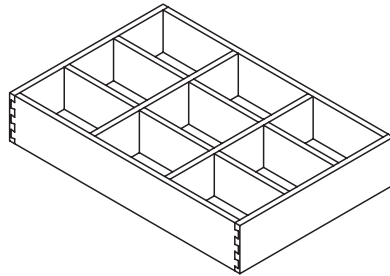


Style: DBOI 306R
 Min. Size: 8⅞Wx4½D
 (219mm x 114mm)


► **For PRICING** ► See Section **H.18** in our Wholesale Pricing Catalog.

Series 400 - Drawer Box Organizer Inserts - DBOI (Solid Wood)


****All dividers are equally spaced.****



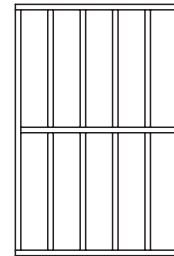
Style: DBOI 401
 Min. Size: 3¼Wx3¼D
 (79mm x 79mm)



Style: DBOI 402
 Min. Size: 4½Wx3¼D
 (114mm x 79mm)



Style: DBOI 403
 Min. Size: 4½Wx4½D
 (114mm x 114mm)



Style: DBOI 404
 Min. Size: 7¼Wx3¼D
 (184mm x 79mm)

H

► **For PRICING** ► See Section **H.18** in our Wholesale Pricing Catalog.

Ordering & Pricing Notes: Drawer Box Organizer Inserts

Ordering Guidelines

1	Order Drawer Box & DB Organizer Insert (DBOI) Together	Please use Drawer Box with Organizer Insert Order Form (E•Z Form #4i) . This form is used to order both the drawer box and the drawer box organizer insert (DBOI).
		Complete the order form providing all necessary information for Drawer Box.
		When filling in the Drawer Box Style # along with the Drawer Box's exact Width, Depth and Height, you must also fill in the DB Organizer Insert (DBOI) #. Example: 304L . Be sure to include the height of horizontal openings (Dimensions A & B) where applicable.
		WalzCraft will determine the size of the DB Organizer Insert based on the size and specifications of the Drawer Box. We will figure finished dimensions, allowing for a 1.5mm gap around the perimeter of the Insert.
2	Order Drawer Box Organizer Insert Only	Please use Drawer Box Organizer Insert (DBOI) Only Order Form (E•Z Form #4.2) .
		Complete the form providing all necessary specifications for the DBOI.
		Order exact sizes only.
		Make sure to include the DB Organizer Insert (DBOI) #. Example: 304L . Make sure to include height of horizontal openings (Dimensions A & B) where applicable.
Pricing		
1	Pricing	Please see Section H.18 of the Wholesale Pricing Catalog.

Technical Notes: Drawer Box Organizer Inserts

Drawer Box Options (Chapter H)

1	Top Edge Option	Drawer Box Organizer Inserts are only available with the TE6 top edge option. See Section H.1 .
2	DBOI Construction	Only available with half blind dovetail joinery. See Section H.1 .
	Divider Installation	Dividers will be doweled into the sides/front/back.

Finishing (Chapter R)

1	Natural / Clear Coat	Wood drawer box organizer inserts are available with a Water Base "Natural / Clear Coat (<i>no stain</i>) Finish".
		WalzCraft has used Water Base finish on drawer boxes since 2009.
		Water Base finish is Urea Formaldehyde Free.

General Information (Chapter A)

1	Ready to Assemble (RTA)	Not available Ready to Assemble (RTA).
---	-------------------------	--

Materials

1	Sidewall Material	Available in Solid Wood only.
2	Bottom Panel	Bottom panel will be ¼" [6.4mm] plywood.

Sizes / Dimensions

1	Sidewall/Divider Thickness	Sidewalls and dividers are 10.0mm (⅜") thick.
2	Divider Height	Dividers are 3.0mm shorter than the sidewalls (TE7 "look"). See Section H.1 .
3	Placement	When ordered in conjunction with a drawer box (see note 2), placement of the drawer box organizer will be ½" [12.7mm] below the shortest part of the drawer box sidewall.
4	Minimum Height	Minimum interior opening size is 1" [25.4mm].
5	Bottom Panel Inset	Bottom panel will have a 4.0mm inset.