

Veneer Sheet Stock & Panel Descriptions

Veneer Sheet Stock

Wood Veneer with Resin Back (Non Adhesive) Lb/Sq. Ft = .194	Wood veneer with a resin soaked backer sheet that has been permanently bonded under heat and pressure. This provides the sheet with dimensional stability, strength and flexibility and acts as a barrier to prevent adhesives and finishes from penetrating. Can be used with a solvent based or water based contact adhesive. Resin backed veneers are also sometimes referred to as DuraBack®, PolyBak, or PolyLam.
Wood Veneer With Wood Back (Non Adhesive) Lb/Sq. Ft = .123	Wood Veneer with a wood back suitable for use with contact adhesive.
Wood Veneer with Paper Back (Non Adhesive) Lb/Sq. Ft = .106	Wood Veneer with a paper back suitable for use with contact adhesive.
Wood Veneer with Wood Back (PSA - Peel & Stick) Lb/Sq. Ft = .177	2 Ply Veneer sheet stock that provides the look of solid wood plus 3M "Peel and Stick" adhesive.
Wood Veneer with Paper Back (PSA - Peel & Stick) Lb/Sq. Ft = .148	Wood Veneer with a paper back plus 3M "Peel and Stick" adhesive.

1/8" Thick Sheet Stock

1/8" Thick Sheet Veneer Core Lb/Sq. Ft = .460	"A" Face grade wood veneer, 3 ply veneer core with a #4 back. The #4 back may be a different wood species than the "A" face.
1/8" Thick Sheet MDF Core Lb/Sq. Ft = .739	"A" Face grade wood veneer, MDF core with a #4 back. The #4 back may be a different wood species than the "A" face.

1/4" Thick Sheet Stock

1/4" Thick Sheet MDF Core Lb/Sq. Ft = .934	"A" Face grade wood veneer, MDF core with a #1 back.
1/4" Thick Sheet MDF Core Lb/Sq. Ft = .934	"A" Face grade wood veneer, MDF core with a #4 back. The #4 back may be a different wood species than the "A" face.
1/4" Thick Sheet Veneer Core Lb/Sq. Ft = .448	"A" or "B" Face grade wood veneer, veneer core with various grade backs.

1/2" Thick Sheet Stock

1/2" MDF Core Lb/Sq. Ft = 1.788	"A" Face grade wood veneer, MDF core with a #1 back.
1/2" Veneer Core Lb/Sq. Ft = 1.220	"A" Face grade wood veneer, veneer core with a #1 back.

5/8" Thick Sheet Stock

5/8" MDF Core Lb/Sq. Ft = 2.502	"A" Face grade wood veneer, MDF core with a #1 back.
5/8" Veneer Core Lb/Sq. Ft = 1.647	"A" Face grade wood veneer, veneer core with a #1 back.

11/16" Combi-Core

11/16" Combi-Core Lb/Sq. Ft = 2.257	Combi-core has veneer core inner plies with MDF crossbands. This material offers similar strength and stability to veneer core but has the void-free surface quality of MDF. Also available in Custom Pressed Options, see <i>Section K.4</i> .
---	---


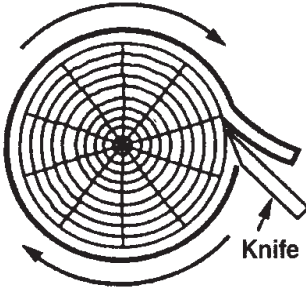

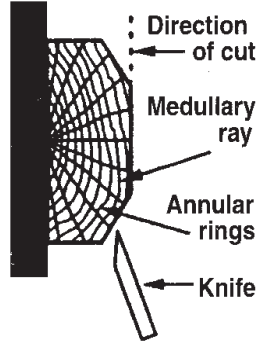

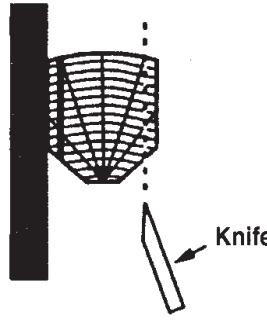

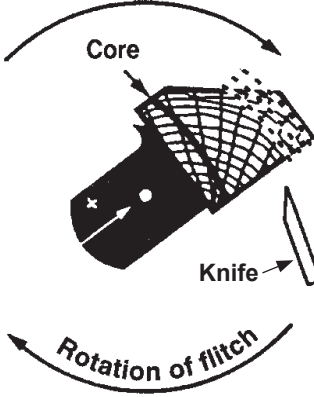
3/4" Thick Sheet Stock

3/4" MDF Core Lb/Sq. Ft = 2.897	"AA", "A" or "B" Face grade wood veneer, MDF core with a #1 back.
3/4" Veneer Core Lb/Sq. Ft = 1.833	"A" Face grade wood veneer, veneer core with a #1 back.

Note: All veneers are book matched on the face side, with the exception of Hickory, all Rustic and Knotty Grades.

► **For PRICING** ► See *Section K.1* in our Wholesale Pricing Catalog.

Veneer Slicing Methods

Rotary Cut	Plain Sliced	Quarter Sawn	Rift Cut
 <ul style="list-style-type: none"> The log is turned against a razor sharp blade, like unwinding a roll paper. This cut produces a wide veneer with a bold variegated pattern. 	 <ul style="list-style-type: none"> 1/2 of a log is held heart side against the table. Slicing is done parallel to the center line of the log. This cut produces "cathedral" grain. 	 <ul style="list-style-type: none"> Slicing is done across the growth rings to produce a straight grain look. Sometimes "flake" is present in oak due to the Medullary ray cells. 	 <ul style="list-style-type: none"> Slicing is done at a 15° angle across the growth rings to produce a straight grain look without "flake". 

K

Cut and Ripped Sheet Stock Size Descriptions

<p>RCSS = Rough Cut to Stock Sizes (Only)</p>	<p>A sheet that is only available in the following sizes:</p> <ul style="list-style-type: none"> Veneer: 4'x8', 2'x8', 4'x4', 2'x4', 24"x32". 1/8", 1/4", 3/8", 1/2", 5/8", 11/16", 3/4", 7/8", 1" Thick Panels: 4'x8', 2'x8', 4'x4', 2'x4', 24"x32". 1/8" HDF Material: 60"x96", 30"x96", 60"x48", 30"x48". 12.0mm, 15.2mm and 18.0mm Thick Panels: 60"x60". <ul style="list-style-type: none"> Edges may need to be trimmed. Some sheets may be slightly oversized. See the chart below for the actual size of our Sheet Stock materials. Allow 1/8" per saw kerf.
<p>RTRW = Rip to Rough Width</p>	<p>Available in customer specified widths x 8' long <i>only</i> (60" long for 12.0mm, 15.2mm & 18.0mm thick panels).</p> <ul style="list-style-type: none"> Edges may need to be trimmed. Specified widths will not be oversized. Some lengths may be slightly oversized. See the chart below for the actual size of our Sheet Stock materials. Allow 1/8" per saw kerf.
<p>PCTS = Precision Cut to Size</p>	<p>Available in customer specified widths and lengths (any size piece that the sheet will yield). PCTS items will be square and the exact size ordered.</p> <ul style="list-style-type: none"> Pieces will not be oversized. Edges will be a sawn edge, not a routed edge, and as such could have visible saw kerfs. Precision Cut to Size sheet stock is 100% free from defect on the face of the part. Finished sizes include cuts to both the width and the height. See the chart below for the actual size of our Sheet Stock materials. Allow 1/8" per saw kerf.

► For PRICING ► See Section K.1 in our Wholesale Pricing Catalog.

Actual Size of Sheet Stock Material

Class	Description	Actual Size of Sheet		
Non Adhesive	Resin Back	48½" x 96½"	• 2'x8' sheets are cut from 4'x8' sheets. We split the sheet equally in two halves to produce two slightly oversized 2x8's.	
	Wood Back	48½" x 96½"		
	Paper Back	49" x 97"		
* Pressure Sensitive Adhesive (PSA)	Wood Back	48½" x 96½"	* PSA (Peel & Stick) will cover the <i>entire length</i> of the sheet, but <i>may not extend</i> to the "edges" in width.	
	Paper Back	49" x 97"		
Plywood	¼" Veneer Core	48½" x 96½"	• 4'x4' sheets are cut from 4'x8' sheets. We split the sheet equally in 2 halves to produce two slightly oversized 4x4's. (This is only available with Plywood material and veneer.) • 2'x4' sheets are cut from 4'x8' sheets. We split the sheet equally in 2 halves in both width and height to produce four slightly oversized 2x4's. (This is only available with Plywood material & veneer.) • If you are ordering 2'x4', 4'x4', 2'x8' or 4'x8' sheets, you will be charged for that square footage but will receive slightly oversized panels.	
	¼" MDF Core A4	96½" x 48½"		(Not used for oversized 2'x8', 4'x4' and 2'x4' panels.)
	¼" MDF Core A1	48½" x 96½"		
	¼" MDF Core A4	48½" x 96½"		
	¼" Veneer Core	48½" x 96½"		
	½" MDF Core A1	48½" x 96½"		
	½" Veneer Core	48½" x 96½"		
	⅝" MDF Core A1	48½" x 96½"		
	⅝" Veneer Core	48½" x 96½"		
	¾" MDF Core A1	48½" x 96½"		
¾" Veneer Core	48½" x 96½"			
MDF, Raw	MDF Material ¼", ⅜", ½", ⅝" ⅞", ¾", 1"	49" x 97"		
HDF	⅛" High Density Fiberboard	61" x 97"	• The same rules apply as above when cutting the 5'x8' panels in halves or quarters.	

K

(Standard) One-Sided (1S) Finish - Sheet Stock Products

Non-Adhesive Resin Back Veneer .037" [0.9mm] Thick +/.008"/-.007"	Non-Adhesive Wood Back Veneer .036" [0.9mm] Thick	Non-Adhesive Paper Back Veneer .023" [0.6mm] Thick	PSA Paper Back Veneer .023" [0.6mm] Thick	PSA Wood Back Veneer .036" [0.9mm] Thick	¼" Plywood Veneer Core, A4 .156" [4.0mm] Thick	¼" Plywood MDF Core, A4 .165" [4.2mm] Thick +/.010"	¼" Plywood MDF Core, A4 .165" [4.2mm] Thick +/.010"	¼" HDF Material .125" [3.2mm] Thick +/.015"
¼" Plywood MDF Core, A1 .220" [5.6mm] Thick +/.005"		¼" Plywood MDF Core, A4 .220" [5.6mm] Thick +/.005"		¼" Plywood MDF Core, A4 .220" [5.6mm] Thick +/.005"	¼" Plywood Veneer Core A or B Face .250" [6.4mm] Thick +0"/-.03125"	¼" MDF Material .250" [6.4mm] Thick +/.015"		¼" MDF Material .375" [9.5mm] Thick +/.015"
		<i>Drawer Box Bottom Material</i>		<i>Various Grade Backs</i>				

See Finish Options notes within this section for more information.

(Standard) Two-Sided (2S) Finish - Sheet Stock Products

¼" Plywood MDF Core, A1 .500" [12.7mm] Thick +0"/-.015"	¼" Plywood Veneer Core, A1 .500" [12.7mm] Thick +0"/-.4.6875"	¼" MDF Material .500" [12.7mm] Thick +/.015"	12.0mm Plywood Veneer Core .4724" Thick +.02"/-.03"	¼" Plywood MDF Core, A1 .625" [15.9mm] Thick +0"/-.015"	¼" Plywood Veneer Core, A1 .625" [15.9mm] Thick +0"/-.046875"	¼" MDF Material .625" [15.9mm] Thick +/.015"	15.2mm Plywood Veneer Core .598" Thick +.02"/-.03"
		<i>(60"x60")</i>				<i>(60"x60")</i>	
⅞" Combi-Core Material .687" [17.4mm] Thick +/.015"	⅞" MDF Material .687" [17.4mm] Thick +/.015"	18.0mm Plywood Veneer Core .709" Thick +.03"/-.04"	¾" Plywood MDF Core AA Face .750" [19.1mm] Thick +0"/-.015"	¾" Plywood MDF Core A or B Face .750" [19.1mm] Thick +0"/-.015"	¾" Plywood Veneer Core, A1 .750" [19.1mm] Thick +0"/-.046875"	¾" MDF Material .750" [19.1mm] Thick +/.015"	1" MDF Material 1.00" [25.4mm] Thick +/.015"
		<i>(60"x60")</i>		<i>Door Grade</i>		<i>#1 Grade Back</i>	

See Finish Options notes within this section for more information.

► For PRICING ► See Section K.1 in our Wholesale Pricing Catalog.



Ordering & Pricing Notes: Veneer, Plywood & MDF

Ordering Guidelines

1	Order Forms	Please use <i>Sheet Goods Order Forms (E•Z Forms #8, #8.1, #8.2)</i> .
Pricing		
1	Pricing	Please see <i>Section K.1</i> of the Wholesale Pricing Catalog.

Technical Notes: Veneer, Plywood & MDF

Cabinet Refacing Options (Chapter U)

1	Refacing with SolidTone® Finish/Color	<p>Sheet Stock options available for refacing with SolidTone® Finish/Color:</p> <ul style="list-style-type: none"> • Non-Adhesive Resin Back Veneer and PSA (Peel & Stick) Wood Back Veneer • 1/8" HDF and 1/8" & 1/4" MDF • 1/8" & 1/4" Plywood (Veneer Core and MDF Core) <p>Note: When applying a SolidTone® Finish/Color to PSA (Peel & Stick) Wood Back Veneer, the only RCSS that are available will be 2' x 8' [609.6mm x 2438.4mm], 2' x 4' [609.6mm x 1219.2mm] and 24" x 32" [609.6mm x 812.8mm].</p>
2	Refacing with SolidTone® WoodGrain Finish/Color	<p>Sheet Stock options available for refacing with SolidTone® WoodGrain Finish/Color:</p> <ul style="list-style-type: none"> • Non-Adhesive Resin Back Veneer & PSA (Peel & Stick) Wood Back Veneer • 1/8" and 1/4" Plywood (Veneer Core and MDF Core) <p>Note: When applying a SolidTone® WoodGrain Finish/Color to PSA (Peel & Stick) Wood Back Veneer, the only RCSS that are available will be 2' x 8' [609.6mm x 2438.4mm], 2' x 4' [609.6mm x 1219.2mm] and 24" x 32" [609.6mm x 812.8mm].</p>

Finish Options (Chapter R)

1	One Sided (1S) Finishing	<ul style="list-style-type: none"> • Veneer and 1/8", 1/4" & 3/8" Plywood, HDF and MDF are only finished on the face of the panel (1S). • Minimal over spray onto the edges and back of product will be considered acceptable.
2	Two-Sided (2S) Finishing	<ul style="list-style-type: none"> • 1/2", 3/8", 11/16", 3/4" and 1" Plywood & MDF is finished on the face and back of the panel only (2S). • Minimal over spray onto the edges of the product will be considered acceptable. • A 2S finish for these products is recommended and is WalzCraft's standard method as it helps to balance the product and minimize warpage. <ul style="list-style-type: none"> ◦ With thicker material it is more difficult to correct warpage during installation or a product's ability to lay flat when it is not properly balanced. • You may choose a 1S finish for these products, but minimal over spray onto the edges and back will be considered acceptable and there will be no warranty against warpage. <ul style="list-style-type: none"> ◦ If over spray is not acceptable, WalzCraft can mask the edges and back during the finishing process, but additional charges will apply. ◦ If a 1S finish is desired for these products, please indicate this, and whether or not over spray is acceptable, in the <i>Special Instructions</i> section of the order form.

Miscellaneous

1	Cutting Prefinished Veneers	When cutting prefinished wood veneers, WalzCraft recommends the use of some type of veneer saw, razor knife or trim router to produce a clean cut. We do not recommend the use of a laminate slitter on pre-finished wood veneers as this can sometimes leave a jagged edge. When choosing to use a laminate slitter, it is recommended that you cut the piece oversized, secure in place and then rout flush to produce a smooth, clean edge.
2	Application Instructions	Manufacturer's guidelines for suggested application will be provided with each order. WalzCraft and its suppliers will warranty product, provided the material was properly installed.

Sizes / Dimensions

1	4' x 8' Panels	<ul style="list-style-type: none"> • 4'x8' panels are considered 95% "free from defect" on the face of the product. If you require panels to be 100% free from defect on the face, please order Precision Cut to Size (PCTS). • All materials originate from a 4'x8' sheet. Cut to Size includes cuts to both the width and height. PCTS items will be square and the exact size ordered. Pieces will not be oversized. Edges will be a sawn edge, not a routed edge, and as such could have visible saw kerfs. • Rip to Rough Width (RTRW) and Rough Cut to Stock Sizes (RCSS) would be 95% "free from defect" on the face, not 100% free. Both dimensions are not being cut to size.
----------	-----------------------	--

Wood Specie Options (Chapter S)

1	Birch, Cherry, Pine, Hard & Soft Maple Veneer	To minimize any color mismatch between veneer refacing materials and solid wood products for these wood species, WalzCraft recommends using a "Spray No Wipe" stain process on the entire job, for a "blotch free" finish.
----------	--	--

Veneers, Plywood & MDF

Sheet Stock Options

Part #185 Availability Charts RCSS = Rough Cut to Stock Sizes (Only) • Veneer - 4x8, 4x4, 2x4, 2x3, 2x2, 1x4, 1x3, 1x2, 1x1 • Plywood - 4x8, 4x4, 2x8, 2x4, 2x3, 2x2, 1x4, 1x3, 1x2, 1x1 RTRW = Ripped to Rough Width PCTS = Precision Cut to Size (See Section K.1 - Product Spec. Catalog for Cut/Rip Size Descriptions)	Non-Adhesive Veneer										Plywood						HDF											
	Resin Back Veneer .037" [0.9mm] Thick +0.008"/-.007"			Wood Back Veneer .036" [0.9mm] Thick			Paper Back Veneer .023" [0.6mm] Thick			Paper Back Veneer .023" [0.6mm] Thick			Wood Back Veneer .036" [0.9mm] Thick			Wood Back Veneer .036" [0.9mm] Thick			Paper Back Veneer .023" [0.6mm] Thick			Paper Back Veneer .023" [0.6mm] Thick			Wood Back Veneer .036" [0.9mm] Thick			
	RCSS	RTRW	PCTS	RCSS	RTRW	PCTS	RCSS	RTRW	PCTS	RCSS	RTRW	PCTS	RCSS	RTRW	PCTS	RCSS	RTRW	PCTS	RCSS	RTRW	PCTS	RCSS	RTRW	PCTS	RCSS	RTRW	PCTS	
Wood Species	Color/Grain		Grade																									
MAHOGANY-GENUINE (KHAYA)	PS		Natural / Standard Grade	X	X	X																						
	PS		Natural / Standard Grade	X	X	X																						
	PS		Select / Premium Grade	X	X	X																						
MAHOGANY-SIPO (KHAYA)	Quarter Sawn		Natural / Standard Grade	X	X	X																						
	Quarter Sawn		Natural / Standard Grade	X	X	X																						
	Quarter Sawn		Select / Premium Grade	X	X	X																						
MAHOGANY - SAPELE	Birds Eye - PS		Natural / Standard Grade	X	X	X																						
	Curly - PS		Natural / Standard Grade	X	X	X																						
	Calico - PS		Select / Premium Grade	X	X	X																						
MAPLE - HARD	PS		Natural / Standard Grade	X	X	X																						
	RC		Select / Premium Grade	X	X	X																						
	(Straight Grain)		Natural / Standard Grade	X	X	X																						
MAPLE - SOFT	PS		Worn Grade																									
	RC		Natural / Standard Grade																									
	Raw		Paint Grade																									
MDF	PS		Natural / Standard Grade	X	X	X																						
	PS		Rustic Grade																									
	PS		Select / Premium Grade	X	X	X																						
OAK-RED	RC		Ultra Rustic Grade																									
	Quarter Sawn		Natural / Standard Grade	X	X	X																						
	Rift Sawn (Straight Grain)		Select / Premium Grade	X	X	X																						
OAK-WHITE	PS		Natural / Standard Grade	X	X	X																						
	Quarter Sawn		Select / Premium Grade	X	X	X																						
	Rift Sawn (Straight Grain)		Natural / Standard Grade	X	X	X																						
PINE-NORTHERN WHITE	PS		Knotty Grade	X	X	X																						
	PS		Natural / Standard Grade	X	X	X																						
	PS		Select / Premium Grade	X	X	X																						
POPLAR	Calico - PS		Select / Premium Grade	X	X	X																						
	Green - PS		Select / Premium Grade	X	X	X																						
	White - PS		Natural / Standard Grade	X	X	X																						
WALNUT	PS		Natural / Standard Grade	X	X	X																						
	PS		Rustic Grade																									
	No Sap - PS		Select / Premium Grade	X	X	X																						
Architectural Grade Veneers			Please see Section K.2.																									
All Other Wood Species			Please call for quote and availability.																									

K

Sheet Stock Options

Veneers, Plywood & MDF

K

Part #185 Availability Charts

RCSS = Rough Cut to Stock Sizes (Only)

• 4x8, 2x8, 4x4, 2x4, 2x3x2

RTRW = Rippled to Rough Width

PCTS = Precision Cut to Size

(See Section K.1 - Product Spec. Catalog for Cut/Rip Size Descriptions)

Sheet Stock Size

Wood Species	Color/Grain		Grade		1/4" Plywood MDF Core, A1		1/4" Plywood MDF Core, A4		1/4" Plywood MDF Core, A4		1/4" Plywood Veneer Core A or B Face		1/4" MDF Material		3/8" MDF Material		
	RCSS	RTRW	PCTS	8 x 4 Only RCSS	PCTS	RCSS	RTRW	PCTS	RCSS	RTRW	PCTS	RCSS	RTRW	PCTS	RCSS	RTRW	PCTS
AFRORMOSIA					Natural / Standard Grade												
					Select / Premium Grade												
ALDER					Natural / Standard Grade	X			X								
					Rustic Grade												
ANIGRE-MEDIUM FIGURE					Select / Premium Grade	X			X								
					Mill Grade												
ASH					Select / Premium Grade				X								
					Natural / Standard Grade												
BAMBOO					Select / Premium Grade												
					Mill Grade				X								
BEECH-EUROPEAN					Flat Grain				X								
					Vertical Grain				X								
BIRCH					Flat Grain				X								
					Vertical Grain				X								
BUTTERNUT					Natural / Standard Grade	X			X								
					Select / Premium Grade	X			X								
CHERRY					Mill Grade												
					Rustic Grade												
JATOBA					Select / Premium Grade				X								
					Mill Grade												



Veneers, Plywood & MDF

Sheet Stock Options

Part #185 Availability Charts
 RCSS = Rough Cut to Stock Sizes (Only)
 • 4x8, 2x8, 4x4, 2x4, 2x3x32
 RTRW = Ripped to Rough Width
 PCTS = Precision Cut to Size
 (See Section K.1 - Product Spec. Catalog for Cut/Rip Size Descriptions)

Wood Species	Sheet Stock Size		Grade	1/4" Plywood MDF Core, A1 .220" [5.6mm] Thick +/- .005"			1/4" Plywood MDF Core, A4 .220" [5.6mm] Thick +/- .005" (8'x4')			1/4" Plywood MDF Core, A4 .220" [5.6mm] Thick +/- .005" Drawer Box Bottom Material			1/4" Plywood Veneer Core A or B Face .250" [6.4mm] Thick +/- .03125" Various Grade Backs			1/4" MDF Material .250" [6.4mm] Thick +/- .015"			3/8" MDF Material .375" [9.5mm] Thick +/- .015"		
	Color/Grain	Grade		RCSS	RTRW	PCTS	8x4 Only RCSS	PCTS	RCSS	RTRW	PCTS	RCSS	RTRW	PCTS	RCSS	RTRW	PCTS	RCSS	RTRW	PCTS	
MAHOGANY-GENUINE (KHAYA)	PS	Natural / Standard Grade																			
	PS	Natural / Standard Grade	X	X	X																
		Select / Premium Grade	X	X	X																
MAHOGANY-SIPO (KHAYA)	Quarter Sawn	Natural / Standard Grade																			
	Quarter Sawn	Natural / Standard Grade																			
MAHOGANY-SAPELE		Natural / Standard Grade																			
		Select / Premium Grade																			
	Birds Eye - PS	Natural / Standard Grade																			
MAPLE-HARD		Natural / Standard Grade	X	X	X			X	X					X	X						
	PS	Rustic Grade																			
		Select / Premium Grade	X	X	X			X	X					X	X						
MAPLE-SOFT		Natural / Standard Grade																			
	RC	Wormy Grade																			
MDF	Raw	Natural / Standard Grade																			
		Paint Grade																			
	PS	Natural / Standard Grade	X	X	X									X	X		X	X		X	
OAK-RED		Rustic Grade																			
		Select / Premium Grade	X	X	X									X	X						
	RC	Ultra Rustic Grade																			
OAK-WHITE	Quarter Sawn	Natural / Standard Grade	X	X	X			X	X					X	X						
		Select / Premium Grade	X	X	X			X	X												
	Rift Sawn (Straight Grain)	Natural / Standard Grade	X	X	X																
OAK-WHITE	PS	Natural / Standard Grade	X	X	X																
		Select / Premium Grade	X	X	X																
	Quarter Sawn	Natural / Standard Grade	X	X	X																
PINE-NORTHERN WHITE		Natural / Standard Grade	X	X	X																
		Select / Premium Grade	X	X	X																
	Calico - PS	Natural / Standard Grade	X	X	X																
POPLAR	PS	Select / Premium Grade	X	X	X																
	White - PS	Natural / Standard Grade	X	X	X																
WALNUT	PS	Select / Premium Grade	X	X	X																
	No Sap-PS	Natural / Standard Grade	X	X	X																
All Other Wood Species		Natural / Standard Grade	X	X	X																

Please see page K.2.1.

K



Sheet Stock Options

Veneers, Plywood & MDF

K

Part #185 Availability Charts
 RCSS = Rough Cut to Stock Sizes (Only)
 • 4x8, 2x8, 4x4, 2x4, 24x32
 RTRW = Rippled to Rough Width
 PCTS = Precision Cut to Size
 (See Section K.1 - Product Spec. Catalog for Cut/Rip Size Descriptions)

Wood Species	Sheet Stock Size		Color/Grain	Grade	1/2" Plywood Veneer Core, AI		1/2" Plywood Veneer Core, AI		1/2" MDF Material		12.0mm Plywood Veneer Core		5/8" Plywood Veneer Core, AI		5/8" Plywood Veneer Core, AI		5/8" MDF Material		15.2mm Plywood Veneer Core			
	RCSS	RTRW			PCTS	RCSS	RTRW	PCTS	RCSS	RTRW	PCTS	RCSS	RTRW	PCTS	RCSS	RTRW	PCTS	RCSS	RTRW	PCTS	RCSS	RTRW
AFORMOSIA			PS	Natural / Standard Grade																		
ALDER			PS	Natural / Standard Grade	X	X																
ANIGRE-MEDIUM FIGURE			Quarter Sawn	Mill Grade	X	X																
ASH			Brown - PS	Select / Premium Grade																		
			White - PS	Natural / Standard Grade																		
BAMBOO			Blond	Vertical Grain																		
				Vertical Grain																		
				Flat Grain																		
BEECH			European Steamed - PS	Natural / Standard Grade																		
				Select / Premium Grade																		
			Baltic - Plywood	Mill Grade								X	X								X	X
			PS	Rustic Grade																		
			Calico-RC	Select / Premium																		
			RC	Natural / Standard Grade	X	X																
BIRCH			Red - PS	Natural / Standard Grade																		
				Select / Premium Grade																		
			Red - RC	Natural / Standard Grade																		
				Select / Premium Grade																		
			White - RC	Select / Premium Grade	X	X																
BUTTERNUT			PS	Natural / Standard Grade																		
				Select / Premium Grade																		
			No Sap - PS	Natural / Standard Grade	X	X																
				Gummy Grade																		
			PS	Natural / Standard Grade	X	X																
				Rustic Grade																		
				Select / Premium Grade																		
			RC	Natural / Standard Grade																		
				Select / Premium Grade																		
			No Sap (Straight Grain)	Natural / Standard Grade																		
CYPRESS			PS	Natural / Standard Grade																		
ELM-RED			PS	Mill Grade																		
EUCALYPTUS-LYPTUS			PS	Natural / Standard Grade																		
EUCALYPTUS-RED GRANDIS			PS	Natural / Standard Grade																		
FIR-DOUGLAS			(Straight Grain)	Reconstituted Veneer																		
HDF			Raw	Paint Grade																		
				Rustic Grade																		
			Brown - PS	Select / Premium Grade																		
			Calico - PS	Select / Premium	X	X																
				Natural / Standard Grade	X	X																
HICKORY			PS	Rustic Grade																		
				Ultra Rustic Grade																		
			White - PS	Rustic Grade																		
				Select / Premium Grade																		
JATоба			PS	Mill Grade																		

