

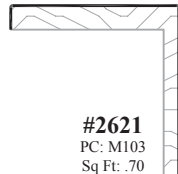
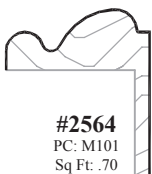


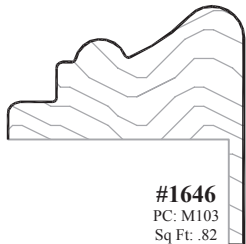
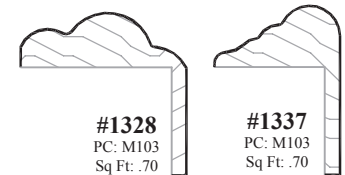
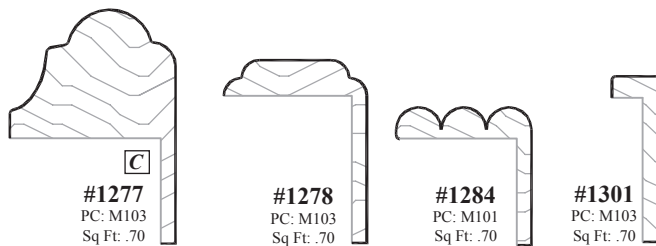
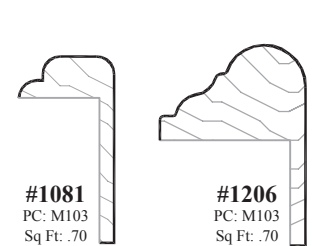
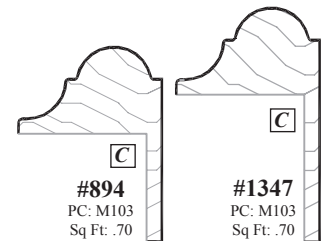
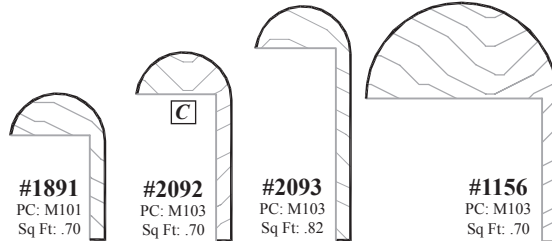
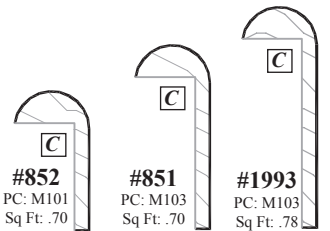
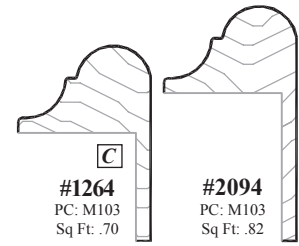
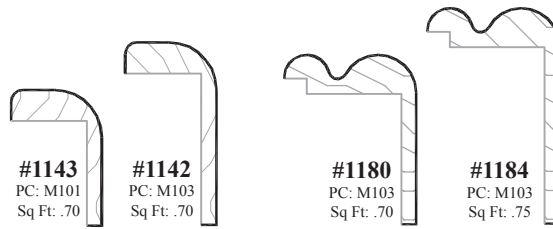
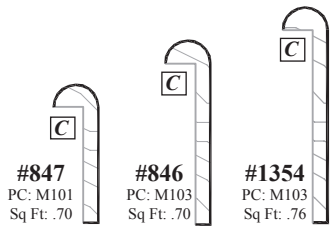


Applied Moldings - Outside Edge




C = Available for Convex/Concave products.

R = Available radiused to follow the contour of shaped rails.

► For PRICING ► See Section N.5 in our Wholesale Pricing Catalog.

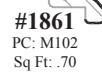
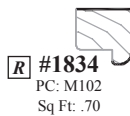
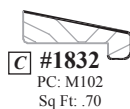
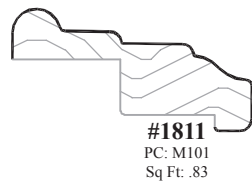
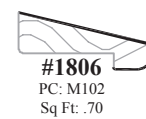


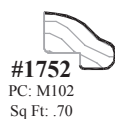
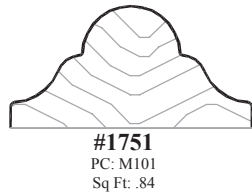
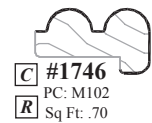
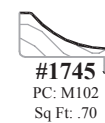
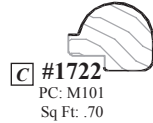
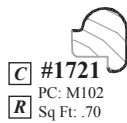


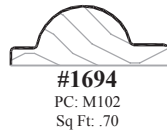
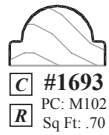





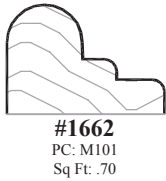
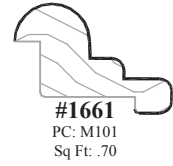
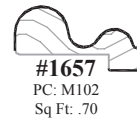


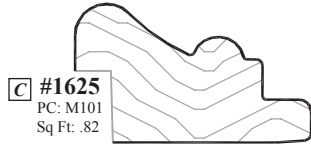

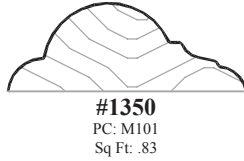
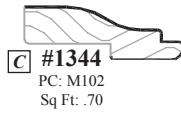
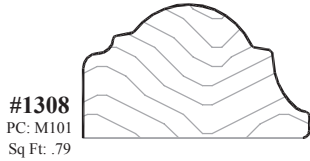
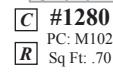

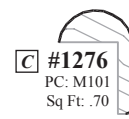
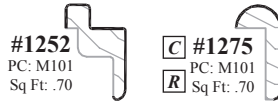
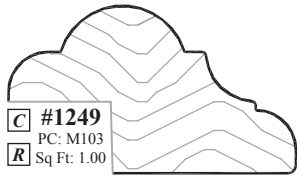
Applied Moldings - Inside Edge / Shelf / Face



C = Available for Convex/Concave products. R = Available radiused to follow the contour of shaped rails.

► For PRICING ► See Section N.5 in our Wholesale Pricing Catalog.

Applied Moldings - Inside Edge / Shelf / Face



C = Available for Convex/Concave products. **R** = Available radiused to follow the contour of shaped rails.

► For PRICING ► See Section N.5 in our Wholesale Pricing Catalog.


Applied Moldings - Inside Edge / Shelf / Face



#1874
PC: M101
Sq Ft: .70



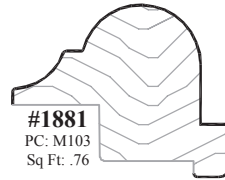
#1875
PC: M102
Sq Ft: .84



#1876
PC: M102
Sq Ft: .70



#1880
PC: M102
Sq Ft: .70



#1881
PC: M103
Sq Ft: .76



#1900
PC: M102
Sq Ft: .70



#1901
PC: M102
Sq Ft: .70




#1903
PC: M102
Sq Ft: .70



#1905
PC: M102
Sq Ft: .70



#1907
PC: M101
Sq Ft: .70



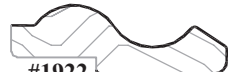
#1908
PC: M101
Sq Ft: .70



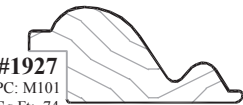
#1912
PC: M102
Sq Ft: .70



#1913
PC: M102
Sq Ft: .75



#1922
PC: M102
Sq Ft: .75



#1927
PC: M101
Sq Ft: .74



#1931
PC: M101
Sq Ft: .70



#1970
PC: M101
Sq Ft: .70



#2007
PC: M101
Sq Ft: .70



#2022
PC: M102
Sq Ft: .70



#2052
PC: M101
Sq Ft: .70



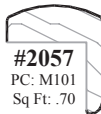
#2053
PC: M101
Sq Ft: .70




#2054
PC: M101
Sq Ft: .70




#2056
PC: M101
Sq Ft: .70



#2057
PC: M101
Sq Ft: .70



#2075
PC: M102
Sq Ft: .70




#2079
PC: M102
Sq Ft: .70




#2091
PC: M102
Sq Ft: .70



#2095
PC: M102
Sq Ft: .70



#2172
PC: M102
Sq Ft: .70




#2213
PC: M101
Sq Ft: .70




#2286
PC: M101
Sq Ft: .70



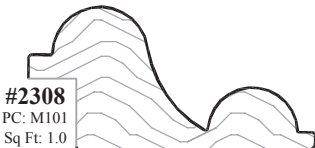
#2297
PC: M102
Sq Ft: .70




#2299
PC: M103
Sq Ft: .75



#2307
PC: M101
Sq Ft: .70




#2308
PC: M101
Sq Ft: 1.0



#2315
PC: M101
Sq Ft: .70




#2328
PC: M102
Sq Ft: .70



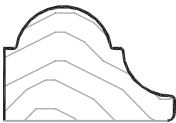
#2373
PC: M101
Sq Ft: .70



#2385
PC: M102
Sq Ft: .70



#2397
PC: M101
Sq Ft: .70




#2398
PC: M101
Sq Ft: .70




#2403
PC: M101
Sq Ft: .75




#2405
PC: M102
Sq Ft: .70



#2449
PC: M101
Sq Ft: .75




#2450
PC: M101
Sq Ft: .74



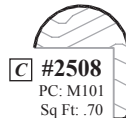
#2451
PC: M101
Sq Ft: .70



#2479
PC: M101
Sq Ft: .70



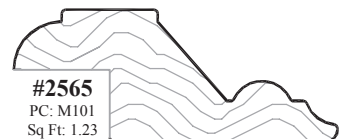
#2492
PC: M101
Sq Ft: .70



#2508
PC: M101
Sq Ft: .70



#2528
PC: M102
Sq Ft: .70




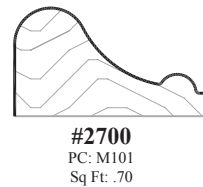

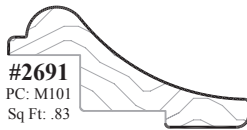
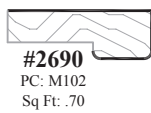
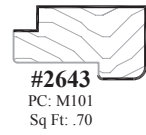
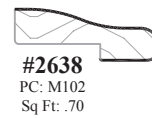

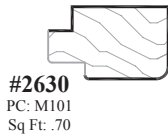

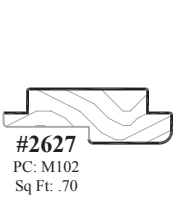

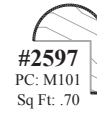



#2565
PC: M101
Sq Ft: 1.23

C = Available for Convex/Concave products.

R = Available radiused to follow the contour of shaped rails.

► For PRICING ► See Section N.5 in our Wholesale Pricing Catalog.

Applied Moldings - Inside Edge / Shelf / Face


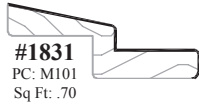



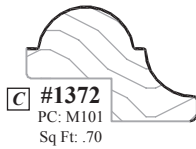
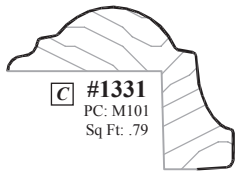



N

= Available for Convex/Concave products. = Available radiused to follow the contour of shaped rails.

► For PRICING ► See Section N.5 in our Wholesale Pricing Catalog.

"Old World" Applied Moldings - Inside Edge



N

C = Available for Convex/Concave products. **R** = Available radiused to follow the contour of shaped rails.

► For PRICING ► See Section N.5 in our Wholesale Pricing Catalog.