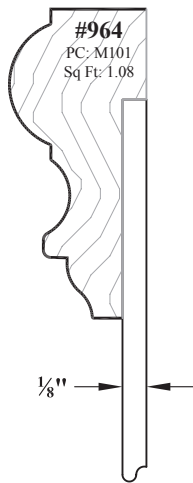
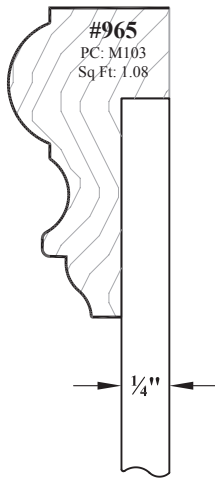


## Wainscot Cap / Backband Moldings

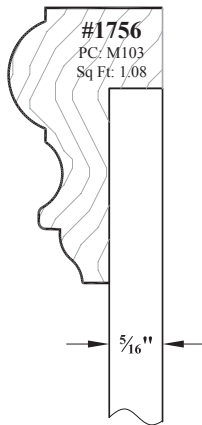
**\*\* The addition of a Wainscot Cap Molding provides a finished look to wainscot panels. \*\***



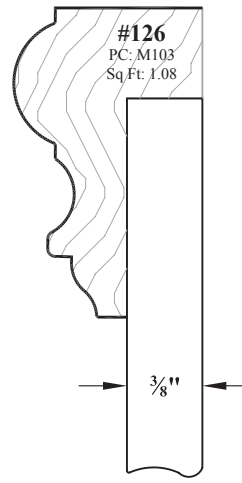
**End View**  
**1/8" Thick Plywood**



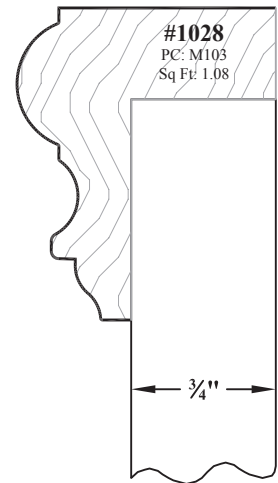
**End View**  
**1/4" Thick Plywood**



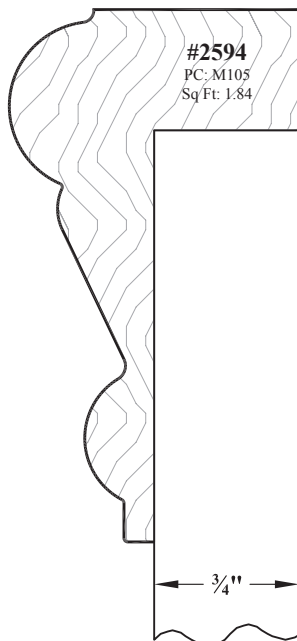
**End View 5/16"**  
**Tongue & Groove**  
**Wainscot**



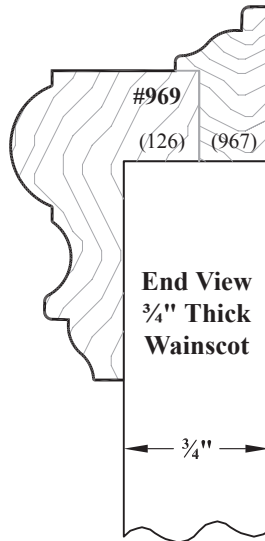
**End View 3/8"**  
**Tongue & Groove**  
**Wainscot**



**End View**  
**3/4" Thick Wainscot**

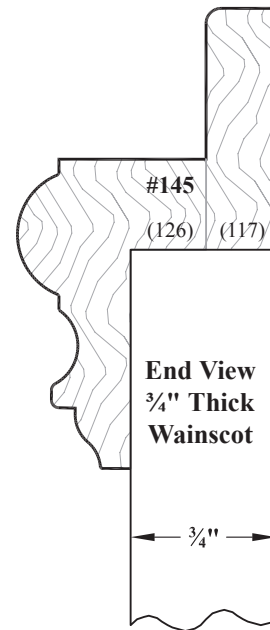


**End View**  
**3/4" Thick Wainscot**



**End View**  
**3/4" Thick**  
**Wainscot**

**#969**  
PC: M103 + \$10.00 for Assembly  
Sq Ft: 1.61  
*Two pieces, assembled  
by WalzCraft.*



**End View**  
**3/4" Thick**  
**Wainscot**

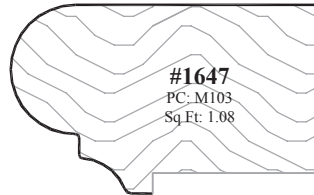
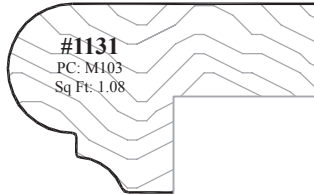
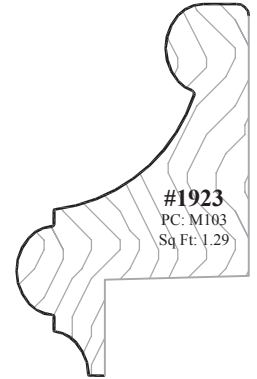
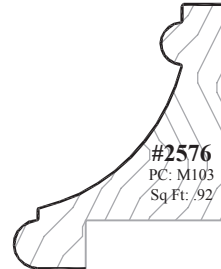

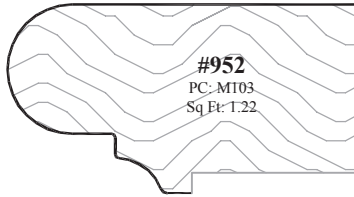
**#145**  
PC: M103 + \$10.00 for Assembly  
Sq Ft: 1.92  
*Two pieces, assembled  
by WalzCraft.*

► **For PRICING** ► See Section N8 in our Wholesale Pricing Catalog.

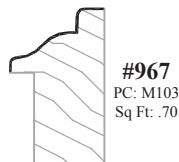

## Wainscot Molding

## Moldings

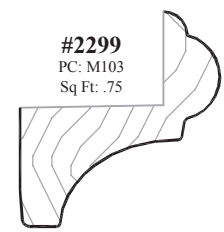
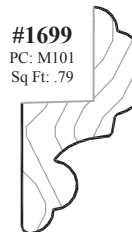
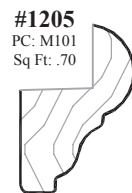
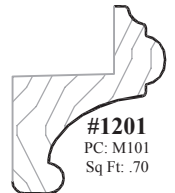
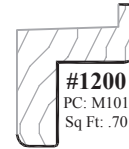
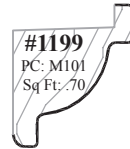
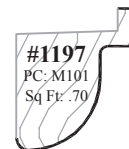
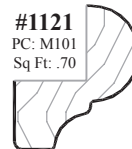
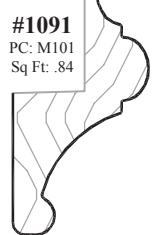
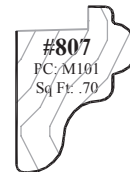
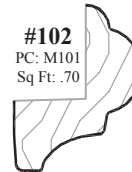
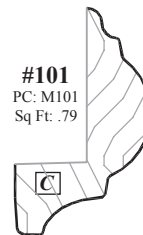
### Wainscot Cap / Backband Moldings



### Wainscot Cap / Backband Moldings...continued



### Wainscot Inside Edge Applied Moldings



Molding #1200: Designed to accept an additional  $\frac{3}{8}$ " applied molding, such as the #918 (Section N13).

► For PRICING ► See Section N8 in our Wholesale Pricing Catalog.