



Sheet Stock

Available in

- Rough Cut to Stock Sizes (RCSS)
- Ripped to Rough Width (RTRW)
- Precision Cut to Size (PCTS)

Chapter K Table of Contents

Section #	Section Name /Contents	Page #
K.1	Veneers, Plywood & MDF	K.1.2
	◦ Sheet Stock Descriptions	K.1.2
	◦ Sheet Stock Size Options	K.1.5
	◦ Veneer Slicing Methods	K.1.6
	◦ Cutting Direction	K.1.6
	◦ Book Match Veneer	K.1.6
	◦ Sheet Stock Notes	K.1.8
	◦ Availability Charts	K.1.10
K.2	Reconstituted (Composite) Veneer	K.2.1
K.3	Custom Pressed Sheet Stock	K.3.1
K.4	Veneer Edgebanding	K.4.1
	◦ Wood Veneer Edgebanding	K.4.1
	◦ Reconstituted Veneer Edgebanding	K.4.2
K.5	Surfaced - Rough Lumber	K.5.1

Sheet Stock Descriptions

Standard Veneer Core Plywood

1/8" Thick Veneer Core Plywood - A4 • 0.460 Lb/Sq.Ft.	"A" face grade wood veneer, 3 ply veneer core, with a #4 back (may be different species than face). • Full sheet actual size = 48½" x 96½"
	Available Sizes: RCSS (4'x8', 2'x8', 4'x4', 2'x4', 24"x32") , RTRW, PCTS.
1/2" Thick Veneer Core Plywood - A1 • 1.220 Lb/Sq.Ft.	"A" face grade wood veneer, veneer core, with a #1 back. • Full sheet actual size = 48½" x 96½"
	Available Sizes: RCSS (4'x8', 2'x8', 4'x4', 2'x4', 24"x32") , RTRW, PCTS.
5/8" Thick Veneer Core Plywood - A1 • 1.647 Lb/Sq.Ft.	"A" face grade wood veneer, veneer core, with a #1 back. • Full sheet actual size = 48½" x 96½"
	Available Sizes: RCSS (4'x8', 2'x8', 4'x4', 2'x4', 24"x32") , RTRW, PCTS.
3/4" Thick Combi-Core Plywood - A1 • 2.500 Lb/Sq.Ft.	"A" face grade wood veneer with a #1 back. Combi-core has veneer core inner plies with MDF crossbands. • This material offers similar strength and stability to veneer core, and is void-free. • Full sheet actual size = 48½" x 96½"
	Available Sizes: RCSS (4'x8', 2'x8', 4'x4', 2'x4', 24"x32") , RTRW, PCTS.
3/4" Thick Veneer Core Plywood - A1 • 1.833 Lb/Sq.Ft.	"A" face grade wood veneer, veneer core, with a #1 back. • Full sheet actual size = 48½" x 96½"
	Available Sizes: RCSS (4'x8', 2'x8', 4'x4', 2'x4', 24"x32") , RTRW, PCTS.

Standard MDF Core Plywood

1/8" Thick MDF Core Plywood - A4 • 0.739 Lb/Sq.Ft.	"A" face grade wood veneer, MDF core, with a #4 back (may be different species than face). • Full sheet actual size = 48½" x 96½"
	Available Sizes: RCSS (4'x8', 2'x8', 4'x4', 2'x4', 24"x32") , RTRW, PCTS.
1/8" Thick MDF Core Plywood - A4 • 0.739 Lb/Sq.Ft.	"A" face grade wood veneer, MDF core, with a #4 back (may be different species than face). • Full sheet actual size = 96½" x 48½"
	Available Sizes: RCSS (8'x4' only) , PCTS.
1/4" Thick MDF Core Plywood - A1 • 0.934 Lb/Sq.Ft.	"A" face grade wood veneer, MDF core, with a #1 back. • Full sheet actual size = 48½" x 96½"
	Available Sizes: RCSS (4'x8', 2'x8', 4'x4', 2'x4', 24"x32") , RTRW, PCTS.
1/4" Thick MDF Core Plywood - A4 • 0.934 Lb/Sq.Ft.	"A" face grade wood veneer, MDF core, with a #4 back (may be different species than face). • Drawer box bottom material. • Full sheet actual size = 48½" x 96½"
	Available Sizes: RCSS (4'x8', 2'x8', 4'x4', 2'x4', 24"x32") , RTRW, PCTS.
1/4" Thick MDF Core Plywood - A4 • 0.934 Lb/Sq.Ft.	"A" face grade wood veneer, MDF core, with a #4 back (may be different species than face). • Full sheet actual size = 96½" x 48½"
	Available Sizes: RCSS (8'x4' only) , PCTS.
1/2" Thick MDF Core Plywood - A1 • 1.788 Lb/Sq.Ft.	"A" face grade wood veneer, MDF core, with a #1 back. • Full sheet actual size = 48½" x 96½"
	Available Sizes: RCSS (4'x8', 2'x8', 4'x4', 2'x4', 24"x32") , RTRW, PCTS.
5/8" Thick MDF Core Plywood - A1 • 2.502 Lb/Sq.Ft.	"A" face grade wood veneer, MDF core, with a #1 back. • Full sheet actual size = 48½" x 96½"
	Available Sizes: RCSS (4'x8', 2'x8', 4'x4', 2'x4', 24"x32") , RTRW, PCTS.
3/4" Thick MDF Core Plywood - AA Face • 2.897 Lb/Sq.Ft.	"AA" face grade wood veneer (<i>Door Grade</i>), MDF core, with a #1 back. • Full sheet actual size = 48½" x 96½"
	Available Sizes: RCSS (4'x8', 2'x8', 4'x4', 2'x4', 24"x32") , RTRW, PCTS.
3/4" Thick MDF Core Plywood - A/B Face • 1.897 Lb/Sq.Ft.	"A" or "B" face grade wood veneer, MDF core, with a #1 back. • Full sheet actual size = 48½" x 96½"
	Available Sizes: RCSS (4'x8', 2'x8', 4'x4', 2'x4', 24"x32") , RTRW, PCTS.

Continued on next page...

► **For PRICING** ► See Section **K.1** in our current Wholesale Pricing Catalog.

Sheet Stock Descriptions...continued

HDF/MDF Sheet Stock	
1/8" Thick HDF Material • 0.500 Lb/Sq.Ft.	High density fiberboard. • Full sheet actual size = 49" x 97"
	Available Sizes: RCSS (4'x8', 2'x8', 4'x4', 2'x4', 24"x32"), RTRW, PCTS.
1/4" Thick MDF Material • 1.000 Lb/Sq.Ft.	Medium density fiberboard. Also available MR (moisture resistant). • Full sheet actual size = 49" x 97"
	Available Sizes: RCSS (4'x8', 2'x8', 4'x4', 2'x4', 24"x32"), RTRW, PCTS.
3/8" Thick MDF Material • 1.500 Lb/Sq.Ft.	Medium density fiberboard. Also available MR (moisture resistant). • Full sheet actual size = 49" x 97"
	Available Sizes: RCSS (4'x8', 2'x8', 4'x4', 2'x4', 24"x32"), RTRW, PCTS.
1/2" Thick MDF Material • 2.000 Lb/Sq.Ft.	Medium density fiberboard. Also available MR (moisture resistant). • Full sheet actual size = 49" x 97"
	Available Sizes: RCSS (4'x8', 2'x8', 4'x4', 2'x4', 24"x32"), RTRW, PCTS.
5/8" Thick MDF Material • 2.500 Lb/Sq.Ft.	Medium density fiberboard. Also available MR (moisture resistant). • Full sheet actual size = 49" x 97"
	Available Sizes: RCSS (4'x8', 2'x8', 4'x4', 2'x4', 24"x32"), RTRW, PCTS.
1 1/16" Thick MDF Material • 2.750 Lb/Sq.Ft.	Medium density fiberboard. • Full sheet actual size = 49" x 97"
	Available Sizes: RCSS (4'x8', 2'x8', 4'x4', 2'x4', 24"x32"), RTRW, PCTS.
1 1/16" Thick Combi-Core Material • 2.257 Lb/Sq.Ft.	Combi-core has veneer core inner plies with MDF on face and back. • This material offers similar strength and stability to veneer core but has the void-free surface quality of MDF. • Also available in Custom Pressed options, see Section K.3. • Full sheet actual size = 48 1/2" x 96 1/2"
	Available Sizes: RCSS (4'x8', 2'x8', 4'x4', 2'x4', 24"x32"), RTRW, PCTS.
3/4" Thick MDF Material • 3.000 Lb/Sq.Ft.	Medium density fiberboard. Also available MR (moisture resistant).. • Full sheet actual size = 49" x 97"
	Available Sizes: RCSS (4'x8', 2'x8', 4'x4', 2'x4', 24"x32"), RTRW, PCTS.
7/8" Thick MDF Material • 3.500 Lb/Sq.Ft.	Medium density fiberboard. Also available MR (moisture resistant).. • Full sheet actual size = 61" x 97"
	Available Sizes: RCSS (60"x96", 30"x96", 60"x48", 30"x48"), RTRW, PCTS.
1" Thick MDF Material • 4.000 Lb/Sq.Ft.	Medium density fiberboard. • Full sheet actual size = 49" x 97"
	Available Sizes: RCSS (4'x8', 2'x8', 4'x4', 2'x4', 24"x32"), RTRW, PCTS.
1 1/8" Thick MDF Material • 4.500 Lb/Sq.Ft.	Medium density fiberboard. • Full sheet actual size = 49" x 97"
	Available Sizes: RCSS (4'x8', 2'x8', 4'x4', 2'x4', 24"x32"), RTRW, PCTS.

K

Baltic Birch Plywood	
12.5mm Plywood Material • 1.806 Lb/Sq.Ft.	"BB" grade wood veneer face and back, 9 ply, void free veneer core. • Full sheet actual size = 60" x 60"
	Available Sizes: RCSS (60"x60"), RTRW, PCTS.
15.2mm Plywood Material • 2.196 Lb/Sq.Ft.	"BB" grade wood veneer face and back, 11 ply, void free veneer core. • Full sheet actual size = 60" x 60"
	Available Sizes: RCSS (60"x60"), RTRW, PCTS.
18.0mm Plywood Material • 2.600 Lb/Sq.Ft.	"BB" grade wood veneer face and back, 13 ply, void free veneer core. • Full sheet actual size = 60" x 60"
	Available Sizes: RCSS (60"x60"), RTRW, PCTS.

Continued on next page...

► For PRICING ► See Section **K.1** in our current Wholesale Pricing Catalog.

Sheet Stock Descriptions...continued

Pre-Primed Veneer Core Plywood

3/4" Thick Veneer Core Plywood • 1.730 Lb/Sq.Ft.	Pre-Primed two-sides, veneer core plywood. • Full sheet actual size = 49" x 97"
	Available Sizes: RCSS (4'x8', 2'x8', 4'x4', 2'x4', 24"x32"), RTRW, PCTS.
	Pre-Primed one side, clear UV coating one side, veneer core plywood. • Full sheet actual size = 49" x 97"
	Available Sizes: RCSS (4'x8', 2'x8', 4'x4', 2'x4', 24"x32"), RTRW, PCTS.

UV Coated Veneer Core Plywood

1/4" Thick Veneer Core Plywood - B4 • 0.570 Lb/Sq.Ft.	"B" face grade wood veneer, veneer core, with a #4 back. The "B" grade face is pre-finished with a clear UV coating, while the #4 back is left raw. • Full sheet actual size = 49" x 97"
	Available Sizes: RCSS (4'x8', 2'x8', 4'x4', 2'x4', 24"x32"), RTRW, PCTS.
1/2" Thick Veneer Core Plywood - B2 • 1.320 Lb/Sq.Ft.	"B" face grade wood veneer, veneer core, with a #2 back. Both sides (2S) are pre-finished with a clear UV coating. • Full sheet actual size = 49" x 97"
	Available Sizes: RCSS (4'x8', 2'x8', 4'x4', 2'x4', 24"x32"), RTRW, PCTS.
3/4" Thick Veneer Core Plywood - B2 • 1.750 Lb/Sq.Ft.	"B" face grade wood veneer, veneer core, with a #2 back. Both sides (2S) are pre-finished with a clear UV coating. • Full sheet actual size = 49" x 97"
	Available Sizes: RCSS (4'x8', 2'x8', 4'x4', 2'x4', 24"x32"), RTRW, PCTS.

K

Veneer Sheet Stock - Non-Adhesive

Wood Veneer - Resin Back • 0.194 Lb/Sq.Ft.	Wood veneer with a resin soaked backer sheet that has been permanently bonded under heat and pressure. • Provides sheet with dimensional stability, strength and flexibility. • Acts as barrier to prevent adhesives and finishes from penetrating. • Can be used with a solvent based or water based contact adhesive. • Resin backed veneers are also sometimes referred to as DuraBack®, PolyBak, or PolyLam. • Full sheet actual size = 48½" x 96½"
	Available Sizes: RCSS (4'x8', 2'x8', 4'x4', 2'x4', 24"x32").
Wood Veneer - Wood Back • 0.123 Lb/Sq.Ft.	Wood veneer with a wood back suitable for use with contact adhesive. • Full sheet actual size = 48½" x 96¾"
	Available Sizes: RCSS (4'x8', 2'x8', 4'x4', 2'x4', 24"x32"), RTRW, PCTS.
Wood Veneer - Paper Back • 0.106 Lb/Sq.Ft.	Wood veneer with a paper back suitable for use with contact adhesive. • Full sheet actual size = 49" x 97"
	Available Sizes: RCSS (4'x8', 2'x8', 4'x4', 2'x4', 24"x32").
Paintable Laminate • 0.079 Lb/Sq.Ft.	Paintable laminate suitable for use with contact adhesive. • Full sheet actual size = 49" x 97"
	Available Sizes: RCSS (4'x8', 2'x8', 4'x4', 2'x4', 24"x32"), RTRW, PCTS.

Veneer Sheet Stock - Pressure Sensitive Adhesive (PSA*)

Wood Veneer - Wood Back • 0.177 Lb/Sq.Ft.	Wood veneer with a wood back plus 3M pressure sensitive adhesive ("Peel and Stick"). • Full sheet actual size = Varies from 48¼" x 96¼" to 49" x 97"
	Available Sizes: RCSS (4'x8', 2'x8', 4'x4', 2'x4', 24"x32").
Wood Veneer - Paper Back • 0.148 Lb/Sq.Ft.	Wood veneer with a paper back plus plus 3M pressure sensitive adhesive ("Peel and Stick"). • Full sheet actual size = Varies from 48¼" x 96¼" to 49" x 97"
	Available Sizes: RCSS (4'x8', 2'x8', 4'x4', 2'x4', 24"x32").
Paintable Laminate • 0.129 Lb/Sq.Ft.	Paintable laminate with 3M pressure sensitive adhesive ("Peel and Stick"). • Full sheet actual size = 49" x 97"
	Available Sizes: RCSS (4'x8', 2'x8', 4'x4', 2'x4', 24"x32").

* PSA (Peel & Stick) will cover the entire length of the sheet, but will not extend to the edges in width, as the usable surface of the PSA is only 48" wide.

Sheet Stock Descriptions - END

► **For PRICING** ► See Section **K.1** in our current Wholesale Pricing Catalog.

Sheet Stock Size Options

Rough Cut Stock Size (RCSS)

Sheet Stock in the **RCSS** category is available in specific sizes predetermined by WalzCraft.

- **4' x 8'** sheets can be ordered: 4'x8', 2'x8', 4'x4', 2'x4', 24"x32".
- **8' x 4'** sheets can be ordered: 8'x4'.
- **5' x 8'** sheets can be ordered: 60"x96", 30"x96", 60"x48", 30"x48".
- **60" x 60"** sheets can be ordered: 60"x60".

Note that for Rough Cut Stock Size (**RCSS**) panels:

- Edges may need to be trimmed.
- Some sheets may be slightly oversized.
- **RCSS** panels are considered 95% free from defect on the face of the product.
- Allow 1/8" per saw kerf.
- **2'x4'** sheets are cut from **4'x8'** sheets. We split the sheet equally in two halves in both width and height to produce four slightly oversized **2x4's**.
- **4'x4'** sheets are cut from **4'x8'** sheets. We split the sheet equally in two halves to produce two slightly oversized **4x4's**.
- **2'x8'** sheets are cut from **4'x8'** sheets. We split the sheet equally in two halves to produce two slightly oversized **2x8's**.
- **24"x32"** sheets are cut from **4'x8'** sheets. We split the sheet equally in two halves in the width. Width will be slightly oversized. Length will be exactly 32".
- If you are ordering **24"x32"**, **2'x4'**, **4'x4'**, **2'x8'** or **4'x8'** sheets, you will be charged for that square footage but will receive slightly oversized panels.
- The same rules apply as above when cutting the **5'x8'** panels in halves or quarters.

Rip to Rough Width (RTRW)

Sheet Stock in the **RTRW** category is available in customer specified widths x 8' long only (or 60" long only for Baltic Birch panels).

- Edges may need to be trimmed.
- Specified widths will not be oversized.
- Some lengths may be slightly oversized.
- **RTRW** panels are considered 95% free from defect on the face of the product.
- Minimum width for wood veneer is 3/4".
- Minimum width for sheet stock 1/8" thick or greater is 3/4".
- Allow 1/8" per saw kerf.

Precision Cut to Size (PCTS)

Sheet Stock in the **PCTS** category is available in customer specified widths and lengths (any size piece that the sheet will yield).

- **PCTS** items will be square and the exact size ordered. Pieces will not be oversized.
- Edges will be a sawn edge, not a routed edge, and as such could have visible saw kerfs.
- Finished sizes include cuts to both the width and the height.
- **PCTS** sheet stock is 100% free from defect on the face of the product.
- Minimum width for wood veneer is 3/4".
- Minimum width for sheet stock 1/8" thick or greater is 3/4".
- Allow 1/8" per saw kerf.

Sheet Stock Size Options - END

K


► For PRICING ► See Section **K.1** in our current Wholesale Pricing Catalog.

Veneer Slicing Methods

Rotary Cut



- The log is turned against a razor sharp blade, like unwinding a roll of paper.
- This cut produces a wide veneer with a bold variegated pattern.



Plain Slice



- 1/2 of a log is held heart side against the table.
- Slicing is done parallel to the center line of the log.
- This cut produces "cathedral" grain.



Quarter Sawn



- Slicing is done across the growth rings to produce a straight grain look.
- Sometimes "flake" is present in oak due to the Medullary ray cells.



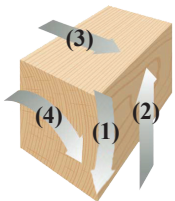
Rift Cut



- Slicing is done at a 15° angle across the growth rings to produce a straight grain look without "flake".



Cutting Direction



- (1) **Rotary Cut** - The log is turned against a razor sharp blade, like unwinding a roll of paper.
- (2) **Plain Slice** - Slicing is done parallel to the center line of the log.
- (3) **Quarter Sawn** - Slicing is done across the growth rings to produce a straight grain look.
- (4) **Rift Cut** - Slicing is done at a 15° angle across the growth rings to produce a straight grain look without "flake".

Book Match Veneer



Book Match: The most common matching type. Alternating leaves are turned over, so that adjacent leaves are opened like the pages of a book.

Visual Effect: Veneer joints match, creating a symmetrical pattern. Yields maximum continuity of grain. Prominent characteristics ascend or descend across the face.

Illustrations Provided Compliments of Saunders Wood Specialties, Inc.

► For PRICING ► See Section K.1 in our current Wholesale Pricing Catalog.

Ordering & Pricing Notes: Veneer, Plywood & MDF

Ordering Guidelines

1	Order Forms	Please use <i>Sheet Goods Order Forms (E-Z Forms #8, #8.2)</i> and part #185.
Pricing		
1	Pricing	Please see <i>Section K.1</i> of our current Wholesale Pricing Catalog .

Technical Notes: Veneer, Plywood & MDF

Cabinet Refacing Options (Chapter U)

1	Refacing with SolidTone® Finish/Color	<p>Sheet Stock options available for refacing with SolidTone® Finish/Color:</p> <ul style="list-style-type: none"> • Non-Adhesive Back and PSA (Peel & Stick) Back Paintable Laminate • 1/8" HDF, 1/4" MDF and 1/4" MDF-MR. <p>Note: Non-Adhesive Back and PSA (Peel & Stick) Back Paintable Laminate with a SolidTone® Finish/Color are available in RCSS only. Includes all sizes (4'x8' [1219.2mm x 2438.4mm], 2'x8' [609.6mm x 2438.4mm], 4'x4' [1219.2mm x 1219.2mm], 2'x4' [609.6mm x 1219.2mm], 24"x32" [609.6mm x 812.8mm]).</p>
2	Refacing with SolidTone® WoodGrain Finish/Color	<p>Sheet Stock options available for refacing with SolidTone® WoodGrain Finish/Color:</p> <ul style="list-style-type: none"> • Non-Adhesive Resin Back Veneer & PSA (Peel & Stick) Wood Back Veneer • 1/8" and 1/4" Plywood (Veneer Core and MDF Core) <p>Note: When applying a SolidTone® WoodGrain Finish/Color to PSA (Peel & Stick) Wood Back Veneer, the only RCSS that are available will be 4'x4' [1219.2mm x 1219.2mm], 2'x8' [609.6mm x 2438.4mm], 2'x4' [609.6mm x 1219.2mm] and 24"x 32" [609.6mm x 812.8mm].</p>

General Information (Chapter A)

1	Shipping	PM18 (U-Channel Box) will be WalzCraft's preferred method of packaging sheet stock 1/8" thick or greater, unless otherwise specified.
2	Warranty - MDF Products	See Section A.8 for information regarding size, warping and twisting warranties for MDF products.

Finish Options (Chapter R)

1	One Sided (1S) Finishing	<p>Wood veneer, paintable laminate, plywood, HDF and MDF in thicknesses up to and including 3/8" will be considered one sided (1S) product.</p> <ul style="list-style-type: none"> • <i>One sided product will be finished on the face only.</i> • <i>No edges will be finished.</i> • Minimal over spray onto the edges and back of product will be considered acceptable.
2	Two-Sided (2S) Finishing	<p>Plywood and MDF that is 1/2" thick or greater will be considered two sided (2S) product.</p> <ul style="list-style-type: none"> • <i>Two sided product will be finished on the face and back only.</i> • <i>No edges will be finished.</i> • Minimal over spray onto the edges of product will be considered acceptable. <p>A 2S finish is recommended and is WalzCraft's standard method, as it helps to balance the product and minimize warpage.</p> <ul style="list-style-type: none"> • With thicker material it is more difficult to correct warpage during installation or a product's ability to lay flat when it is not properly balanced. <p>You may choose a 1S finish, but minimal over spray onto the edges and back will be considered acceptable and there will be no warranty against warpage.</p> <ul style="list-style-type: none"> • If over spray is not acceptable, WalzCraft can mask the edges and back during the finishing process, but additional charges will apply. • If a 1S finish is desired, please indicate this, and whether or not over spray is acceptable, in the <i>Special Instructions</i> section of the order form.
3	<u>SolidTone® on Wood Veneer Not Recommended</u>	<p>The process of applying SolidTone® colors to wood veneer products can sometimes expose small cracks in the surface veneer. Because of this quality concern, for any sheet stock product that is 1/8" thick or greater, when the finish is to be SolidTone®, WalzCraft highly recommends using raw HDF or raw MDF. For sheet stock products less than 1/8" thick, we recommend our paintable laminate when using a SolidTone® finish.</p> <ul style="list-style-type: none"> • If you choose to use a wood veneer product with a SolidTone® finish, upcharges will apply. <ul style="list-style-type: none"> ◦ Available in the following RCSS only: 4'x4' [1219.2mm x 1219.2mm], 2'x8' [609.6mm x 2438.4mm], 2'x4' [609.6mm x 1219.2mm], 24"x32" [609.6mm x 812.8mm]. ◦ For wood veneer products less than 1/8" thick, SolidTone® can only be applied to Non-Adhesive Resin Back Veneer or Pressure Sensitive Adhesive (PSA) Wood Back Veneer. • There will be no warranty against cracking or splitting of the veneer with SolidTone® applied. <ul style="list-style-type: none"> • Upcharges will not apply to veneered style 60 doors, however, EBT102 or EBT103 is recommended when applying a SolidTone® finish (<i>Chapter B</i>). • Upcharges will not apply to 1/4" flat panel doors with wood veneer center panels, however, a hybrid wood species is recommended when applying a SolidTone® finish (<i>Chapter B</i>).
4	Paintable Laminate	Only available raw or with a Primed Only for Paint or SolidTone® finish.

Continued on next page...

► For PRICING ► See Section K.1 in our current Wholesale Pricing Catalog.

Technical Notes: Veneer, Plywood & MDF...continued

Finish Options (Chapter R)...continued

5	Pre-Primed Plywood	The primed surfaces of our Pre-Primed plywood can be finished by customer, or WalzCraft can apply a SolidTone® finish.
6	UV Coated Maple Plywood	The face and back of ½" and ¾" thick UV Coated Maple Plywood require no additional finishing.
		The face of ¼" UV Coated Maple Plywood requires no additional finishing, while the back is left raw and is not available finished.
7	Wiping Stains on Veneer	<p>When applying a wiping stain to veneer, often times the veneer will more readily accept the stain and result in a darker color than that of its solid wood equivalent.</p> <ul style="list-style-type: none"> • To help avoid any mismatch of color from veneer to solid wood, the best practice is to test the stain on a sample piece of the veneer to verify that the color will match other parts of the job. • If you observe a color that is too dark on your test piece, WalzCraft recommends adding clear wipe stain base to the wiping stain to reduce the color intensity. • Clear Wipe Stain Base (#132781) is available from WalzCraft in half pints, pints, quarts and gallons. • Wiping stain may have any quantity of clear stain base added to it, so the finisher will need to experiment with the ratio to get an acceptable color match. • It is not unusual to find that 1 part wiping stain mixed with 1 part clear wipe stain base is a good rule of thumb for veneer, but since veneers do vary, you may find that your project needs a different ratio. • If you observe a color that is too light on your test piece, you may be able to attain a better match by hand sanding the veneer with a slightly coarser sandpaper.

Miscellaneous

1	Cutting Prefinished Veneers	When cutting prefinished wood veneers, WalzCraft recommends the use of some type of veneer saw, razor knife or trim router to produce a clean cut. We do not recommend the use of a laminate splitter on pre-finished wood veneers as this can sometimes leave a jagged edge. When choosing to use a laminate splitter, it is recommended that you cut the piece oversized, secure in place and then rout flush to produce a smooth, clean edge.
2	Veneer Application Instructions	Manufacturer's guidelines for suggested application will be provided with each order. WalzCraft and its suppliers will warranty product, provided the material was properly installed.

Sizes / Dimensions

1	4' x 8' Panels	<ul style="list-style-type: none"> • 4'x8' panels are considered 95% "free from defect" on the face of the product. If you require panels to be 100% free from defect on the face, please order Precision Cut to Size (PCTS). • All materials originate from a 4'x8' sheet. Cut to Size includes cuts to both the width and height. PCTS items will be square and the exact size ordered. Pieces will not be oversized. Edges will be a sawn edge, not a routed edge, and as such could have visible saw kerfs. • Rip to Rough Width (RTRW) and Rough Cut to Stock Sizes (RCSS) would be 95% "free from defect" on the face, not 100% free. Both dimensions are not being cut to size.
2	8' x 4' Panels	When Precision Cut to Size (PCTS) pieces of ⅛" or ¼" Plywood, MDF Core, A4 are ordered from 8' x 4' panels, widths must be over 48". Please order from a standard 4' x 8' sheet when widths are under 48".

Sheet Stock Options (Chapter K)

1	Edgebanding	Please see Section L.1 - Basic Cabinet Box Components for edgebanding sheet stock parts.
---	--------------------	---

Wood Species Options (Chapter S)

1	Birch, Maple-Hard, Maple-Soft, Pine Veneer	If your chosen stain color is available as a Spray No Wipe, WalzCraft recommends this process, instead of a Wiping stain, to minimize any color mismatch between veneer refacing materials and solid wood products.
2	Whole Piece Face (WPF)	Whole piece faces are made from veneer that has been rotary cut. A whole piece face veneer will not contain any splices.
3	Paintable Laminate	Provides a seamless, non-grain surface for painting. <ul style="list-style-type: none"> • Extremely flexible. • Easily cut with a knife. • Available with a 3M pressure sensitive adhesive (PSA) backing or a non-adhesive backing perfect for nearly any gluing application.
		<p>When is it Best to Use Paintable Laminate:</p> <p>Paintable laminate is most ideally used as narrow strips for things such as covering the stiles and rails of face frames. It is not intended for large surface areas such as cabinet end panels. Given its extreme flexibility, when larger pieces are handled improperly, they may develop small creases/wrinkles. When needing to cover large surface areas, WalzCraft highly recommends ordering ⅛" HDF or ¼" MDF.</p>
		When ordering paintable laminate in sizes greater than 24" wide and 48" long, there will be no warranty against surface creases/wrinkles.

Continued on next page...

► For PRICING ► See Section **K.1** in our current Wholesale Pricing Catalog.

K

Sheet Stock Options

Veneers, Plywood & MDF

K

Sheet Stock: Part #185 Product Availability Veneer & Paintable Laminate: Non-Adhesive and PSA See earlier in this section for Sheet Stock Panel & Size Descriptions (RCSS, RTRW, PCTS)

Non-Adhesive

Pressure Sensitive Adhesive (3M PSA)

Wood Species	Color/Grain	Grade	VENEER Resin Back .037" (0.9mm) +.008" L-.007"				VENEER Wood Back .036" (0.9mm)				VENEER Paper Back .023" (0.6mm)				PAINTABLE LAMINATE .025" (0.6mm)				
			RCSS	RTRW	PCTS	RCSS	RTRW	PCTS	RCSS	RTRW	PCTS	RCSS	RTRW	PCTS	RCSS	RTRW	PCTS		
AFORMOSIA	PS	Natural/Standard Grade																	
		Select/Premium Grade		X	X														
ALDER	PS	Natural/Standard Grade																	
		Select/Premium Grade		X	X														
ANIGRE-MEDIUM FIGURE	Quarter Sawn	Mill Grade		X	X														
		Select/Premium Grade		X	X														
ASH	PS	Natural/Standard Grade																	
		Select/Premium Grade		X	X														
BEECH-EUROPEAN	Steamed - PS	Natural/Standard Grade																	
		Select/Premium Grade		X	X														
	Baltic - Plywood	Mill Grade																	
		Select/Premium		X	X														
	Calico/Mixed - PS	Natural/Standard Grade																	
		Select/Premium		X	X														
	RC	Natural/Standard Grade																	
		Select/Premium		X	X														
	RC - WPF	Natural/Standard Grade																	
		Select/Premium		X	X														
BIRCH	Red - PS	Natural/Standard Grade																	
		Select/Premium Grade		X	X														
	Red - RC	Natural/Standard Grade																	
		Select/Premium Grade		X	X														
	White - RC	Natural/Standard Grade																	
		Select/Premium Grade		X	X														
	White - RC - WPF	Natural/Standard Grade																	
		Select/Premium Grade		X	X														
	No Sap - PS	Natural/Standard Grade																	
		Select/Premium		X	X														
	PS	Natural/Standard Grade																	
		Select/Premium Grade		X	X														
CHERRY	RC	Natural/Standard Grade																	
		Select/Premium Grade		X	X														
	No Sap (Straight Grain)	Natural/Standard Grade																	
		Select/Premium Grade		X	X														
CYPRESS	PS	Natural/Standard Grade																	
ELM-RED	PS	Mill Grade																	
EUCALYPTUS-RED GRANDIS	PS	Natural/Standard Grade																	
FIR-DOUGLAS	(Straight Grain)	Reconstituted Veneer																	
HDF	Raw	Paint Grade																	
HICKORY	Brown - PS	Select/Premium Grade		X	X														
		Calico/Mixed - PS		X	X														
	PS	Natural/Standard Grade																	
		Select/Premium Grade		X	X														
MAHOAGANY - SAPELE	PS	Natural/Standard Grade																	
		Select/Premium Grade		X	X														
	Quarter Sawn	Natural/Standard Grade																	
		Select/Premium Grade		X	X														

See Architectural Grade/Reconstituted Veneers in Section K.2



Sheet Stock: Part #185 Product Availability Veneer & Paintable Laminate: Non-Adhesive and PSA <i>See earlier in this section for Sheet Stock Panel & Size Descriptions (RCSS, RTRW, PCTS)</i>		Non-Adhesive										Pressure Sensitive Adhesive (3M PSA)					
		Sheet Stock Size		VENEER Resin Back .037" (0.9mm) +.008"/-.007"		VENEER Wood Back .036" (0.9mm)		VENEER Paper Back .023" (0.6mm)		PAINTABLE LAMINATE .025" (0.6mm)		VENEER Wood Back .036" (0.9mm) "Peel & Stick"		VENEER Paper Back .023" (0.6mm) "Peel & Stick"		PAINTABLE LAMINATE .025" (0.6mm) "Peel & Stick"	
Wood Species	Color/Grain	Grade	RCSS		RTRW		PCTS		RCSS		RTRW		PCTS		RCSS		
MAPLE - HARD	Birds Eye - PS	Natural/Standard Grade			X	X											
		Select/Premium Grade			X	X											
	Curly - PS	Natural/Standard Grade			X	X											
		Select/Premium Grade			X	X											
	PS	Natural/Standard Grade		X	X	X										X	
		Select/Premium Grade		X	X	X										X	
MAPLE - SOFT	RC	Natural/Standard Grade			X	X											
		Select/Premium Grade			X	X											
	RC - UV Coated	Natural/Standard Grade			X	X											
		Select/Premium Grade			X	X											
	(Straight Grain)	Natural/Standard Grade			X	X											
		Select/Premium Grade			X	X											
MDF	PS	Natural/Standard Grade															
	RC	Natural/Standard Grade															
	Raw	Paint Grade															
	Raw	Paint Grade															
	PS	Natural/Standard Grade		X	X	X										X	
		Select/Premium Grade		X	X	X										X	
OAK-RED	RC	Natural/Standard Grade			X	X											
		Select/Premium Grade			X	X											
	Quarter Sawn	Natural/Standard Grade			X	X											
		Select/Premium Grade			X	X											
	Rift Sawn (Straight Grain)	Natural/Standard Grade			X	X											
		Select/Premium Grade			X	X											
OAK-WHITE	PS	Natural/Standard Grade			X	X										X	
		Select/Premium Grade			X	X										X	
	Quarter Sawn	Natural/Standard Grade			X	X											
		Select/Premium Grade			X	X											
	Rift Sawn (Straight Grain)	Natural/Standard Grade			X	X											
		Select/Premium Grade			X	X											
PAINTABLE LAMINATE	Primed IS/UV Maple IS	Paint Grade										X	X				X
	Primed Two Sides (2S)	Paint Grade															
PINE-NORTHERN WHITE	PS	Knotty Grade			X	X											X
		Natural/Standard Grade			X	X									X		X
POPLAR	Calico/Mixed - PS	Select/Premium Grade															
	PS	Natural/Standard Grade			X	X											
WALNUT	PS	Natural/Standard Grade		X	X	X										X	
		Select/Premium Grade		X	X	X										X	
	No Sap - PS	Natural/Standard Grade		X	X	X										X	

Please see Section K.2.

Please contact our Customer Support Team to check availability and/or request a quote for species not listed here.

K

Veneers, Plywood & MDF

Sheet Stock Options

Sheet Stock Size		Color/Grain		Grade		1/8" HDF Material +/- .015"			1/8" PLYWOOD Veneer Core A4 .156" [4.0mm]			1/8" PLYWOOD MDF Core A4 .165" [4.2mm] +/- .010"			1/8" PLYWOOD MDF Core A4 .165" [4.2mm] +/- .010"			1/8" PLYWOOD MDF Core A4 .165" [4.2mm] +/- .010"			1/4" MDF Material .219" [5.6mm] +/- .015"			1/4" PLYWOOD MDF Core A1 .220" [5.6mm] +/- .005"			1/4" PLYWOOD MDF Core A4 .220" [5.6mm] +/- .005" <i>Drawer Box Bottom Material</i>			1/4" PLYWOOD MDF Core A4 .220" [5.6mm] +/- .005" <i>(8'x4')</i>									
		Wood Species	RCSS	RTRW	PCTS	Natural/Standard Grade	Select/Premium Grade	RCSS	RTRW	PCTS	RCSS	RTRW	PCTS	RCSS	RTRW	PCTS	RCSS	RTRW	PCTS	RCSS	RTRW	PCTS	RCSS	RTRW	PCTS	RCSS	RTRW	PCTS	RCSS	RTRW	PCTS								
MAPLE-HARD	Birds Eye - PS				Natural/Standard Grade	Select/Premium Grade																																	
	Curly - PS				Natural/Standard Grade	Select/Premium Grade																																	
	PS				Natural/Standard Grade	Select/Premium Grade				X	X	X																											
	RC				Natural/Standard Grade	Select/Premium Grade				X	X	X																											
	RC - UV Coated				Natural/Standard Grade	Select/Premium Grade				X	X	X																											
	(Straight Grain)				Natural/Standard Grade	Select/Premium Grade																																	
MAPLE-SOFT	PS				Natural/Standard Grade	Select/Premium Grade																																	
	RC				Natural/Standard Grade	Select/Premium Grade																																	
MDF	Raw				Paint Grade																																		
	Raw				Paint Grade																																		
MDF - MR	PS				Natural/Standard Grade	Select/Premium Grade				X	X	X																											
	RC				Natural/Standard Grade	Select/Premium Grade				X	X	X																											
OAK-RED	Quarter Sawn				Natural/Standard Grade	Select/Premium Grade				X	X	X																											
	Rift Sawn (Straight Grain)				Natural/Standard Grade	Select/Premium Grade				X	X	X																											
OAK-WHITE	PS				Natural/Standard Grade	Select/Premium Grade																																	
	Quarter Sawn				Natural/Standard Grade	Select/Premium Grade																																	
PAINTABLE LAMINATE	Rift Sawn (Straight Grain)				Natural/Standard Grade	Select/Premium Grade																																	
	PS				Natural/Standard Grade	Select/Premium Grade																																	
PRE-PRIMED PLYWOOD	Primed IS/UV Maple IS				Paint Grade																																		
	Primed Two Sides (2S)				Paint Grade																																		
PINE-NORTHERN WHITE	PS				Knotty Grade																																		
	Calico/Mixed - PS				Natural/Standard Grade	Select/Premium Grade																																	
POPLAR	PS				Natural/Standard Grade	Select/Premium Grade																																	
	PS				Natural/Standard Grade	Select/Premium Grade				X	X	X																											
WALNUT	PS				Natural/Standard Grade	Select/Premium Grade				X	X	X																											
	No Sap - PS				Natural/Standard Grade	Select/Premium Grade				X	X	X																											

Please contact our Customer Support Team to check availability and/or request a quote for species not listed here.

Please see Section K.2.

Sheet Stock Options

Veneers, Plywood & MDF

K

Sheet Stock: Part #185

Product Availability
MDF & Plywood: 1/4", 3/8", 1/2"

See earlier in this section for Sheet Stock Panel & Size Descriptions
(RCSS, RTRW, PCTS)

Wood Species	Sheet Stock Size			Grade	1/4" Plywood Veneer Core B4			1/4" MDF Material			1/2" Plywood Veneer Core B2			1/2" Plywood Veneer Core AI			1/2" Plywood MDF Core AI			1/2" MDF Material					
	Color/Grain	RCSS	RTRW		PCTS	RCSS	RTRW	PCTS	RCSS	RTRW	PCTS	RCSS	RTRW	PCTS	RCSS	RTRW	PCTS	RCSS	RTRW	PCTS	RCSS	RTRW	PCTS		
AFRORMOSIA	PS				Natural/Standard Grade																				
					Select/Premium Grade																				
ALDER	PS				Natural/Standard Grade																				
					Select/Premium Grade																				
ANIGRE-MEDIUM FIGURE	Quarter Sawn				Mill Grade																				
	Brown - PS				Select/Premium Grade																				
ASH	PS				Natural/Standard Grade																				
	RC				Natural/Standard Grade																				
BEECH-EUROPEAN	Steamed - PS				Natural/Standard Grade																				
					Select/Premium Grade																				
BIRCH	Baltic - Plywood				Mill Grade																				
	Calico/Mixed - PS				Select/Premium																				
BIRCH	RC				Natural/Standard Grade																				
	RC - WPF				Natural/Standard Grade																				
BIRCH	Red - PS				Natural/Standard Grade																				
					Select/Premium Grade																				
BIRCH	Red - RC				Natural/Standard Grade																				
					Select/Premium Grade																				
BIRCH	White - RC				Natural/Standard Grade																				
					Select/Premium Grade																				
BIRCH	White - RC - WPF				Natural/Standard Grade																				
					Select/Premium Grade																				
BIRCH	No Sap - PS				Natural/Standard Grade																				
					Select/Premium Grade																				
BIRCH	PS				Natural/Standard Grade																				
					Select/Premium Grade																				
BIRCH	RC				Natural/Standard Grade																				
					Select/Premium Grade																				
BIRCH	No Sap (Straight Grain)				Natural/Standard Grade																				
					Select/Premium Grade																				
CYPRESS	PS				Natural/Standard Grade																				
					Mill Grade																				
ELEM-RED	PS				Natural/Standard Grade																				
					Select/Premium Grade																				
EUCALYPTUS-RED GRANDIS	PS				Natural/Standard Grade																				
					Reconstituted Veneer																				
FIR-DOUGLAS	(Straight Grain)				Paint Grade																				
	Raw				Select/Premium Grade																				
HDF	Brown - PS				Calico/Mixed - PS																				
					Select/Premium																				
HICKORY	PS				Natural/Standard Grade																				
					Select/Premium Grade																				
MAHOGANY-SAPELE	PS				Natural/Standard Grade																				
					Select/Premium Grade																				
MAHOGANY-SAPELE	Quarter Sawn				Natural/Standard Grade																				
					Select/Premium Grade																				

Veneers, Plywood & MDF

Sheet Stock Options

Sheet Stock Size		MDF Material																					
		1/4" MDF Material .250" [6.4mm] +/- .015"			3/8" MDF Material .375" [9.5mm] +/- .015"			1/2" PLYWOOD Veneer Core B2 .469" [12.7mm] +0.031"/-.02" UV Coated Maple Two Sides (2S)			1/2" PLYWOOD Veneer Core AI .500" [12.7mm] +0"/-.046875"			1/2" PLYWOOD MDF Core AI .500" [12.7mm] +0"/-.015"			1/2" MDF Material .500" [12.7mm] +/- .015"						
Wood Species	Color/Grain	Grade	1/4" PLYWOOD Veneer Core B4 .227" [5.8mm] +0.023"/-.024" UV Coated Maple One Side (1S)		1/4" PLYWOOD Veneer Core B2 .469" [12.7mm] +0.031"/-.02" UV Coated Maple Two Sides (2S)		1/2" PLYWOOD Veneer Core AI .500" [12.7mm] +0"/-.046875"		1/2" PLYWOOD MDF Core AI .500" [12.7mm] +0"/-.015"		1/2" MDF Material .500" [12.7mm] +/- .015"		1/2" PLYWOOD Veneer Core B2 .469" [12.7mm] +0.031"/-.02" UV Coated Maple Two Sides (2S)		1/2" PLYWOOD Veneer Core AI .500" [12.7mm] +0"/-.046875"		1/2" PLYWOOD MDF Core AI .500" [12.7mm] +0"/-.015"		1/2" MDF Material .500" [12.7mm] +/- .015"				
			RCS	RTRW	PCIS	RCS	RTRW	PCIS	RCS	RTRW	PCIS	RCS	RTRW	PCIS	RCS	RTRW	PCIS	RCS	RTRW	PCIS	RCS	RTRW	PCIS
MAPLE-HARD	Birds Eye - PS	Natural/Standard Grade																					
		Select/Premium Grade																					
	Curly - PS	Natural/Standard Grade																					
		Select/Premium Grade																					
	PS	Natural/Standard Grade																					
		Select/Premium Grade																					
	RC	Natural/Standard Grade																					
		Select/Premium Grade																					
	RC - UV Coated	Natural/Standard Grade			X																		
		(Straight Grain)	Natural/Standard Grade																				
	Select/Premium Grade																						
MAPLE-SOFT	PS	Natural/Standard Grade																					
	RC	Natural/Standard Grade																					
	Raw	Paint Grade																					
MDF	Raw	Paint Grade																					
	Raw	Paint Grade																					
MDF - MR	PS	Natural/Standard Grade																					
		Select/Premium Grade																					
	RC	Natural/Standard Grade																					
		Select/Premium Grade																					
	Quarter Sawn	Natural/Standard Grade																					
		Select/Premium Grade																					
OAK-RED	Rift Sawn (Straight Grain)	Natural/Standard Grade																					
		Select/Premium Grade																					
	PS	Natural/Standard Grade																					
		Select/Premium Grade																					
	Quarter Sawn	Natural/Standard Grade																					
		Select/Premium Grade																					
OAK-WHITE	PS	Natural/Standard Grade																					
		Select/Premium Grade																					
	Quarter Sawn	Natural/Standard Grade																					
		Select/Premium Grade																					
	Rift Sawn (Straight Grain)	Natural/Standard Grade																					
		Select/Premium Grade																					
PAINTABLE LAMINATE	Primed 1S/UV Maple 1S	Paint Grade																					
	Primed Two Sides (2S)	Paint Grade																					
	PS	Knotty Grade																					
PINE-NORTHERN WHITE	Calico/Mixed - PS	Natural/Standard Grade																					
	PS	Select/Premium Grade																					
POPLAR	PS	Natural/Standard Grade																					
	PS	Natural/Standard Grade																					
WALNUT	PS	Natural/Standard Grade																					
	No Sap - PS	Select/Premium Grade																					
Architectural Grade Veneers																							
All Other Wood Species																							

Please contact our Customer Support Team to check availability and/or request a quote for species not listed here.

Please see Section K.2.

Sheet Stock Size		MDF & Plywood: 3/4", 5/8", 1", 1 1/8"										MDF & Plywood: 3/4", 5/8", 1", 1 1/8"									
		3/4" PLYWOOD Veneer Core					3/4" PLYWOOD Veneer Core					3/4" PLYWOOD Veneer Core					3/4" PLYWOOD Veneer Core				
Wood Species	Color/Grain	Grade	UV Coated Maple Two Sides (2S)		Pre-Primed		AA Face (Door Grade)		A/B Face (#1 Back)		60"x96"		1" MDF Material		1 1/8" MDF Material						
			RCSS	RTRW	PCTS	RCSS	RTRW	PCTS	RCSS	RTRW	PCTS	RCSS	RTRW	PCTS	RCSS	RTRW	PCTS				
MAHOGANYSAPLE	PS	Natural/Standard Grade																			
		Select/Premium Grade																			
	Quarter Sawn	Natural/Standard Grade																			
		Select/Premium Grade																			
MAPLE-HARD	Birds Eye - PS	Natural/Standard Grade																			
		Select/Premium Grade																			
	Curly - PS	Natural/Standard Grade																			
		Select/Premium Grade																			
MAPLE-SOFT	PS	Natural/Standard Grade																			
		Select/Premium Grade																			
	RC	Natural/Standard Grade																			
		Select/Premium Grade																			
MDF	RC - UV Coated	Natural/Standard Grade	X	X	X																
		Select/Premium Grade																			
	(Straight Grain)	Natural/Standard Grade																			
		Select/Premium Grade																			
MDF - MR	PS	Natural/Standard Grade																			
		Select/Premium Grade																			
	Raw	Natural/Standard Grade																			
		Select/Premium Grade																			
OAK-RED	PS	Natural/Standard Grade																			
		Select/Premium Grade																			
	RC	Natural/Standard Grade																			
		Select/Premium Grade																			
OAK-WHITE	Quarter Sawn	Natural/Standard Grade																			
		Select/Premium Grade																			
	Rift Sawn (Straight Grain)	Natural/Standard Grade																			
		Select/Premium Grade																			
PINE-NORTHERN WHITE	PS	Natural/Standard Grade																			
		Select/Premium Grade																			
	Quarter Sawn	Natural/Standard Grade																			
		Select/Premium Grade																			
WALNUT	Rift Sawn (Straight Grain)	Natural/Standard Grade																			
		Select/Premium Grade																			
	Paint Grade	Natural/Standard Grade																			
		Select/Premium Grade																			
ARCHITECTURAL GRADE VENEERS	Primed IS/UV Maple IS	Paint Grade				X	X	X													
		Select/Premium Grade																			
	Primed Two Sides (2S)	Paint Grade				X	X	X													
		Select/Premium Grade																			
ALL OTHER WOOD SPECIES	PS	Knotty Grade																			
		Natural/Standard Grade																			
	Calico Mixed - PS	Natural/Standard Grade																			
		Select/Premium Grade																			
K.1.19	PS	Natural/Standard Grade																			
		Select/Premium Grade																			
	No Sap - PS	Natural/Standard Grade																			
		Select/Premium Grade																			

Please contact our Customer Support Team to check availability and/or request a quote for species not listed here.

Please see Section K.2.

K

Architectural Grade, Reconstituted (Composite) Veneer is a wood veneer produced using a fast growing tropical wood species, often times *Obeche*, along with Poplar, as well. The veneers are dyed and laid up to mimic the look of a particular specie (the dye color is throughout the veneer thickness). The veneer sheets are made by laminating a block of veneer leaves together. The block is then sliced so that the edges of the laminated leaves become the “grain” of the composite veneer. This veneer is relatively defect free and has outstanding color and grain consistency from sheet to sheet. This product is intended for a more contemporary look. If consistency in grain or color is important for individual doors and/or drawer fronts that will be installed directly above or below one another, we highly recommend utilizing one of WalzCraft’s Grain and Color Coordination options (see **Section G.17** for more information). Suitable for Natural /Clear Coat (*no stain*) and light stain colors. **We recommend that you view a sample on our website at WalzCraft.com, click on the Resources tab, or order a sample for your own use.**



K

Ordering & Pricing Notes: Reconstituted Veneer

Ordering Guidelines

1 Order Forms Please use *Sheet Goods Order Form (E•Z Form #8)* and part #185.

Pricing

1 Pricing Please see **Section K.2** of our current **Wholesale Pricing Catalog**.

Technical Notes: Reconstituted Veneer

Material Options

1 Material Availability Reconstituted Veneer is only available with a non-adhesive paper back.

Miscellaneous

1 Cutting Reconstituted Veneers When cutting pre-finished Reconstituted Veneers, WalzCraft recommends the use of some type of veneer saw, razor knife or trim router to produce a clean cut. We do not recommend the use of a laminate slitter on Reconstituted Veneers as this can sometimes leave a jagged edge. When choosing to use a laminate slitter, it is recommended that you cut the piece oversized, secure in place and then rout flush to produce a smooth, clean edge.

Sheet Stock Options (Chapter K)

1 Custom Pressing Reconstituted Veneer is available custom pressed on ¼" thick through 1" thick MDF core or Combi-Core sheet stock. See *Custom Pressed Section K.3*.

Continued on next page...

► **For PRICING** ► See **Section K.2** in our current Wholesale Pricing Catalog.

Technical Notes: Reconstituted Veneer...continued

Sizes / Dimensions

1	Thickness	Reconstituted Veneer is .023" [0.6mm] thick.
2	4' x 8' Sheet Sizes	4'x8' panels are considered 95% free from defect.
3	RCSS - Rough Cut Stock Size	A sheet that is only available in the following sizes: 4'x8', 2'x8', 4'x4', 2'x4'.
		Edges may need to be trimmed. Some sheets may be slightly oversized. Allow 1/8" per saw kerf.
4	RTRW - Ripped to Rough Width	Available in customer specified widths x 8' long only.
		Edges may need to be trimmed. Specified widths will not be oversized. Some lengths may be slightly oversized.
		Minimum width for Reconstituted Veneer is 3/4". Allow 1/8" per saw kerf.
5	PCTS - Precision Cut to Size	Available in customer specified widths and lengths (any size piece that the sheet will yield).
		No trimming of edges is needed. Pieces will not be oversized.
		Minimum width for Reconstituted Veneer is 3/4". Allow 1/8" per saw kerf.

Wood Species Options (Chapter S)

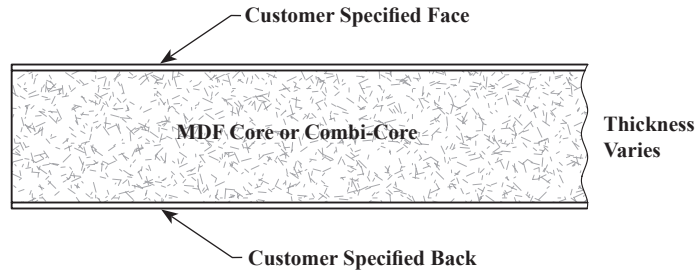
1	Wood Species "Looks"	<ul style="list-style-type: none"> <li style="width: 25%;">• Ash <li style="width: 25%;">• Ebony <li style="width: 25%;">• Maple/Birch <li style="width: 25%;">• Teak <li style="width: 25%;">• Birch/Maple <li style="width: 25%;">• Fir <li style="width: 25%;">• Oak <li style="width: 25%;">• Walnut <li style="width: 25%;">• Cherry <li style="width: 25%;">• Mahogany <li style="width: 25%;">• Rosewood <li style="width: 25%;">• Wenge
2	Maple & Birch	Since reconstituted veneers are a representation of a wood species, and are not actually a veneer comprised of the wood species indicated, the same reconstituted veneer material is used for both Maple (<i>Reconstituted</i>) - Straight Grain and Birch (<i>Reconstituted</i>) - Straight Grain.

Reconstituted Veneers - END

K

► For PRICING ► See Section K.2 in our current Wholesale Pricing Catalog.

Custom Pressed Sheet Stock



Ordering & Pricing Notes: Custom Pressed Sheet Stock

Ordering Guidelines

1	Order Forms	Please use <i>Sheet Goods Order Form (E•Z Form #8.1)</i> and part #185
---	-------------	--

Pricing

1	Pricing	Please see <i>Section K.3</i> of our current Wholesale Pricing Catalog .
---	---------	---

Technical Notes: Custom Pressed Sheet Stock

Finish Options (Chapter R)

1	Finishing	Finishing is available, see <i>Finishes - Chapter R</i> for options.
---	-----------	--

General Information (Chapter A)

1	Shipping	PM18 (U-Channel Box) will be WalzCraft's preferred method of packaging sheet stock 1/8" thick or greater, unless otherwise specified.
---	----------	--

Material Options

1	Face & Back Material Availability	Resin Back, Wood Back or Paper Back Veneer: Select any one or different Non-Adhesive Wood Veneers for the face and back. See <i>Section K.1</i> . Use part #185.
		Reconstituted Veneer: Select any one or different Non-Adhesive Reconstituted Paper Back Veneers for the face and back. See <i>Section K.2</i> . Use part #185.
		3D Laminate: Select any one or different 3D Laminate patterns with Phenolic Back for the face and back. See <i>Section V.1</i> . Use part #185.
		High Pressure Laminate (HPL): Select any one or different HPL colors with Phenolic Back for the face and back. See <i>Section V.3</i> . Use part #185.
		Decorative Laminate Veneer (DLV): Select any one or different DLV colors/textures with Non-Adhesive Paper Back for the face and back. See <i>Section V.2</i> . Use part #185.
		Face material can differ from back material to create your own unique look. Please note that if the same type of material is not used for the face and back, some panel warping may occur.
2	Combi-Core Material	Combi-Core has veneer core inner plies with MDF crossbands. This material offers similar strength and stability to veneer core but has the void-free surface quality of MDF.

Sheet Stock Options (Chapter K)

1	Pressing	Custom pressed in-house. WalzCraft recommends laminating both sides so the panel has balanced construction. Panels laminated only on one side will usually warp, sometimes dramatically. There is no warranty on a panel laminated on one side only.
2	Edgebanding	Please see <i>Section L.1 - Basic Cabinet Box Components</i> for edgebanding sheet stock parts.

Continued on next page...

► For PRICING ► See *Section K.3* in our current Wholesale Pricing Catalog.

Technical Notes: Custom Pressed Sheet Stock...continued

Sizes / Dimensions

1	Core Thickness Options	¼", ⅜", ½", ⅝", ⅞", 1" and 1½".
2	Finished Thicknesses	Finished Thickness = Core Thickness + Face Thickness + Back Thickness (if applicable) +/- .030".
		Resin Back Veneer is .037" thick.
		Wood Back Veneer is .036" thick.
		Standard & Reconstituted Paper Back Veneer is .023" thick.
		3D Laminate Foil Thickness (varies) + Phenolic Thickness (.02").
		High Pressure Laminate (HPL):
		• 0.027" Thick: #8843-WR, #8842-WR, #949-58, #5343-MC.
		• 0.035" Thick: #7813-SP, #6212-58.
3	Custom Thickness	WalzCraft can sand MDF core material to achieve a specific thickness (not an option with Combi-Core).
		Custom thicknesses can be specified to a minimum finished thickness of ¼" and maximum finished thickness of 1".
		Finished Thickness Tolerance = Finish Thickness +/- .030".
4	Edgebanding	When applying edgeband material to a custom pressed panel or a cabinet box component, the finished thickness of the panel must be ¾" thick or less. • When custom pressing, we recommend using 1/16" core material to achieve a nominal ¾" finished thickness.
5	4' x 8' Sheet Sizes	4'x8' panels are considered 95% free from defect.
6	RCSS - Rough Cut Stock Size	A sheet that is only available in the following sizes: 4'x8', 2'x8', 4'x4', 2'x4'. Edges may need to be trimmed.
		Some sheets may be slightly oversized. 4' x 8' sheets are shipped 1" oversized to allow for misalignment during lamination and to minimize loss if edges are damaged in transit.
		Allow 1/8" per saw kerf.
7	RTRW - Ripped to Rough Width	Available in customer specified widths x 8' long only. Edges may need to be trimmed.
		Specified widths will not be oversized. Some lengths may be slightly oversized.
		Minimum width for Custom Pressed sheet stock is ¾".
		Allow 1/8" per saw kerf.
8	PCTS - Precision Cut to Size	Available in customer specified widths and lengths (any size piece that the sheet will yield).
		No trimming of edges is needed. Pieces will not be oversized.
		Minimum width for Custom Pressed sheet stock is ¾".
		Allow 1/8" per saw kerf.


Custom Pressed - END

K

► For PRICING ► See Section K.3 in our current Wholesale Pricing Catalog.

Wood Veneer Edgebanding

Unfinished Wood Veneer Edgebanding

	EB Part #	Edgeband Type	Thickness	Width	Roll Lin. Ft.	Backing
	VEBU1	Unglued	.5mm	7/8"	500' +/- 5%	Kraft
	VEBU5	Unglued	.5mm	7/8"	250' +/- 5%	Kraft
	VEBU2	PSA	.5mm	7/8"	250' +/- 5%	Fleece
	VEBU3	PSA	.5mm	1 3/16"	250' +/- 5%	Fleece
	VEBU4	PSA	.5mm	3/4"	250' +/- 5%	Fleece
<p>See notes below for more information on available wood species.</p>						

Ordering & Pricing Notes: Wood Veneer Edgebanding

Ordering Guidelines

1	Order Forms	Please use Molding & Miscellaneous Order Form (E-Z Form #5) .
2	Ordering Information	Include part number, wood species, finish type and finish color.
<p>Pricing</p>		
1	Pricing	Please see Section K.4 of our current Wholesale Pricing Catalog.

Technical Notes: Wood Veneer Edgebanding

Dealer Aid Options (Chapter T)

1	Samples	6" sample pieces are available by request. See Dealer Aids Chapter T - 6" Sample Products Program , for additional information.
---	---------	--

Finish Options (Chapter R)

1	Finish Options	250' rolls of edgebanding are available pre-finished in all standard WalzCraft stain methods and colors, SolidTone®, SolidTone® Plus and SolidTone® WoodGrain colors and Primed Only for Painting. <ul style="list-style-type: none"> • SolidTone®, SolidTone® Plus and Primed only for Painting are only available on Birch and Maple. • SolidTone® WoodGrain is only available on Red Oak and White Oak.
2	Glaze Options	Solvent Wiped and Dry Wiped methods are available.

Material Options

1	Backing	Available unglued with a Kraft backing or PSA (Peel & Stick) with a Fleece backing. Currently we do not offer a pre-glued edgebanding that requires heat activation.
---	---------	---

Sizes/Dimensions

1	Widths	Widths vary, but all can be trimmed and applied to doors or end panels.
---	--------	---

Wood Specie Options (Chapter S)

1	Available Species	Alder, Birch, Cherry, Hickory-Calico/Mixed, Maple and Oak-Red <ul style="list-style-type: none"> • VEBU1, VEBU2, VEBU3, VEBU4, VEBU5 Oak-White, Walnut <ul style="list-style-type: none"> • VEBU1, VEBU5 only Edgebanding is not available in specific grades (i.e. <i>Select/Premium, Natural/Standard, etc.</i>)
---	-------------------	---

Continued on next page...

► For PRICING ► See Section K.4 in our current Wholesale Pricing Catalog.

Reconstituted Veneer Edgebanding

Unfinished Reconstituted Veneer Edgebanding

Wood Species		EB Type	Thickness	Width	Backing	250' Rolls	500' Rolls
						Part #	Part #
ASH (Reconstituted)	Straight Grain	Unglued	.023"	1 ⁵ / ₁₆ "	Fleece	169523	168636
BIRCH/MAPLE (Reconstituted)	Straight Grain*	Unglued	.023"	1 ⁵ / ₁₆ "	Fleece	169532	168643
CHERRY (Reconstituted)	Plain Sliced	Unglued	.023"	1 ⁵ / ₁₆ "	Fleece	169524	168637
	Straight Grain	Unglued	.023"	1 ⁵ / ₁₆ "	Fleece	169525	168638
EBONY (Reconstituted)	Macassar - Straight Grain	Unglued	.023"	1 ⁵ / ₁₆ "	Fleece	169526	166101
	Straight Grain	Unglued	.023"	1 ⁵ / ₁₆ "	Fleece	169527	160019
FIR (Reconstituted)	Straight Grain	Unglued	.023"	1 ⁵ / ₁₆ "	Fleece	169528	168639
MAHOGANY (Reconstituted)	Straight Grain	Unglued	.023"	1 ⁵ / ₁₆ "	Fleece	169529	168640
MAPLE (Reconstituted)	Prima Birds Eye	Unglued	.023"	1 ⁵ / ₁₆ "	Fleece	169531	168642
MAPLE/BIRCH (Reconstituted)	Straight Grain*	Unglued	.023"	1 ⁵ / ₁₆ "	Fleece	169532	168643
OAK (Reconstituted)	Gray - Straight Grain	Unglued	.023"	1 ⁵ / ₁₆ "	Fleece	169533	168644
	White - Straight Grain	Unglued	.023"	1 ⁵ / ₁₆ "	Fleece	169534	168645
	Whitewashed - Straight Grain	Unglued	.023"	1 ⁵ / ₁₆ "	Fleece	169535	168646
ROSEWOOD (Reconstituted)	Ceylon - Straight Grain	Unglued	.023"	1 ⁵ / ₁₆ "	Fleece	169536	168647
TEAK (Reconstituted)	Straight Grain	Unglued	.023"	1 ⁵ / ₁₆ "	Fleece	169537	168648
WALNUT (Reconstituted)	European - Straight Grain	Unglued	.023"	1 ⁵ / ₁₆ "	Fleece	169538	168649
	Straight Grain	Unglued	.023"	1 ⁵ / ₁₆ "	Fleece	169539	168650
WENGE (Reconstituted)	Pangar - Straight Grain	Unglued	.023"	1 ⁵ / ₁₆ "	Fleece	169540	168651
	Straight Grain	Unglued	.023"	1 ⁵ / ₁₆ "	Fleece	169541	160020
All Other Wood Species/Reconstituted Veneers		Please call for quote and availability.					

K

Ordering & Pricing Notes: Reconstituted Veneer Edgebanding

Ordering Guidelines

1	Order Forms	Please use <i>Molding & Miscellaneous Order Form (E•Z Form #5)</i> .
2	Ordering Information	Include part number, wood species, finish type and finish color.
Pricing		
1	Pricing	Please see <i>Section K.4</i> of our current Wholesale Pricing Catalog.

Technical Notes: Reconstituted Veneer Edgebanding

Finish Options (Chapter R)

1	Finish Options	250' rolls of edgebanding are available pre-finished with a Natural / Clear Coat (<i>no stain</i>) or with any of our Wiping stains.
---	----------------	--

Material Options

1	Backing	Available unglued with a Fleece backing only. Currently we do not offer a pre-glued edgebanding that requires heat activation.
---	---------	---

Sizes/Dimensions

1	Length of Rolls	<ul style="list-style-type: none"> • 250' rolls will be 250 feet long +/- 5%. • 500' rolls will be 500 feet long +/- 5%.
---	-----------------	--

Wood Specie Options (Chapter S)

1	Birch-Straight Grain Maple-Straight Grain	Since Reconstituted Veneers are a " <i>representation of a wood species</i> ", and are not actually a veneer comprised of the wood species indicated , the same reconstituted veneer material is used for both Maple (<i>Reconstituted</i>) Straight Grain and Birch (<i>Reconstituted</i>) Straight Grain.
---	--	--

Veneer Edgebanding - END

► For PRICING ► See Section K.4 in our current Wholesale Pricing Catalog.

Surfaced Lumber



Board Footage Calculation

- Surfaced Lumber is selected directly from the packs of lumber used in our normal production.
- Please be sure to consider waste factors when ordering surfaced lumber.
- Board footage is 3-Dimensional.

Nominal Thickness vs. Actual Thickness

4/4 = 1" Nominal Thickness (Actual Thickness = 15/16")

6/4 = 1½" Nominal Thickness (Actual Thickness = 17/16")

Use this formula to calculate your board footage

Board Footage = (Width x Length x Nominal Thickness) ÷ 144

Ordering & Pricing Notes: Surfaced Lumber

Ordering Guidelines

1	Order Forms	Please use <i>Moldings & Miscellaneous Order Form (E-Z Form #5)</i> .
2	Ordering Information	Use part #1035 for Surfaced Lumber. Please specify the total board foot required.

Pricing

1	Pricing	Please see <i>Section K.5</i> of our current Wholesale Pricing Catalog . Please contact our Customer Support Team with your "Surfaced - Rough Lumber" requests. We will check availability and provide you with a price quote. An approval signature to proceed will be required before an order can be placed.
2	Straight Line Rip	Surfaced lumber is not straight line ripped on either edge, unless you request it. Additional charges may apply.

Technical Notes: Surfaced Lumber

Design Options (Chapter G)

1	Design Options	Options such as Simulated Distressing and Center Panel Face Routing are not available.
---	----------------	--

Finish Options (Chapter R)

1	Finishing	Not available with any finish options.
---	-----------	--

Miscellaneous

2	Grading	WalzCraft stocks various grades of lumber. Because this is lumber taken directly from packs, there will be defects, hit and miss planing, and areas of poor color.
3	Alternative to Surfaced Lumber	If defects, areas of poor color and size limitations are a problem, or any other options are required, we suggest our Glued-Up Panel (GUPFS) option, in <i>Section M.16</i> , or our Face Frame Stock (FS100) in <i>Section J.1</i> . Glued up panels are matched to the same specifications as a door and may be ordered to your exact size.

Sizes/Dimensions

1	Length & Width	When ordering surfaced lumber you may request a length and/or width (96" will be the standard length unless otherwise specified). We will check our inventory for availability to see if we can meet your requirements, but surfaced lumber is not available cut to size. We will pull stock as close to the requested size as possible. As such, when pulling the boards and measuring them, the total board feet may be slightly more than requested.
2	Thickness	Surfaced Lumber is available in 4/4 (15/16") and 6/4 (17/16") thicknesses.

Rough Lumber - END

► For PRICING ► See Section K.5 in our current Wholesale Pricing Catalog.