



Small Soft Sided Case

Order Part # 136273

Holds (5) 12" x 15" Sample Doors,
a Notepad & WalzCraft Brochure


Signature Series Key:
S661 Montgomery

Dealer Aid Options - Table of Contents		
Section #	Section Name /Contents	Page #
T.1	Color Blocks	T.1.2
	◦ Color Blocks - Stain, SolidTone®	T.1.2
	◦ Solid Wood Glazed Color Block Set	T.1.3
	◦ Solid Wood Species Sample / Non-Inventory Color Block	T.1.3
	◦ Stained Veneer Color Block	T.1.3
	◦ Reconstituted Veneer / Architectural Grade Sample Set	T.1.4
T.2	Product Samples	T.2.1
	◦ Sample Doors & Drawer Fronts	T.2.1
	◦ Door / Drawer Front Connection (Steel Dowels, Plastic Spacers)	T.2.1
	◦ Designer Glass Sample Box	T.2.2
	◦ Refacing Material Sample Set	T.2.2
	◦ High Pressure Laminate (HPL) Sample Set	T.2.2
	◦ Refacing Molding Sample Set	T.2.3
	◦ Wire Mesh	T.2.4
	◦ 6" Sample Products Program	T.2.5
	◦ WalzCraft® Promotional Items	T.2.5
T.3	Wall Mounted Sample Door Display Kit	T.3.1
T.4	Door / Drawer Front Carrying Cases	T.4.1
	◦ Hard Sided Sample Door Case - 13¾" x 11¼" x 16½"	T.4.1
	◦ Soft Sided Sample Case - 13" x 5½" x 17"	T.4.1
	◦ Soft Sided Sample Case - 13" x 3" x 23"	T.4.2
T.5	Customizable Marketing Cards	T.5.1

Dealer Aid Options

Color Blocks

Color Blocks



Note: The lines on the above drawing indicate the glue lines where three staves have been glued together. WalzCraft does this so that the color block shows some of the natural color and grain variation present in that particular wood species.

In-Stock Solid Wood Color Blocks			Wiping	SNW	Combination	SolidTone®	STWG
Wood Species	Color/Grain	Grade	Qty/Set	Qty/Set	Qty/Set	Qty/Set	Qty/Set
ALDER		Natural/Standard Grade	21	See Wiping	10		
BIRCH		Natural/Standard Grade	19	23	10		
CHERRY		Natural/Standard Grade	18	20	10		
HICKORY		Natural/Standard Grade	20	See Wiping	8		
MAPLE - HARD		Natural/Standard Grade	19	21	10		
MAPLE - HARD/SOFT MIXED		Value/Budget/Paint Grade				39	
OAK - RED		Natural/Standard Grade	20	21	10		
OAK - RED/WHITE MIXED		Value/Budget Grade					39

Ordering & Pricing Notes: Color Blocks

Ordering Guidelines

For full sets of solid wood color blocks please use *Sample Color Block Order Form (E•Z Form #5.5)*.

This includes:

- In-Stock Color Block Sets (#149803)
- “Starter Variety Pack” (#165243)
- “Glaze Color Block Set” (#148870)

For individual color blocks (solid wood or veneer), please use *Sample Color Block Order Form (E•Z Form #5.6)*.

This includes:

- In-Stock solid wood color block wood species samples
 - #1288
- Solid Wood Species Sample/Non-Inventory Color Blocks
 - #183099 = **Unfinished**
 - #183100 = **Prefinished**
- Stained Veneered Color Blocks
 - #189347 = **Prefinished Only**
- SolidTone Plus Color Block
 - When ordering a SolidTone® Plus finish, please indicate “SolidTone® Plus” in the *Special Instructions* column on the order form.

Pricing

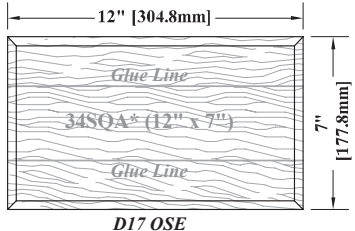
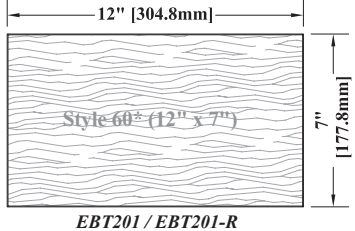
1 Pricing Please see *Section T.1* of our current **Wholesale Pricing Catalog**.

Continued on next page...

► For **PRICING** ► See *Section T.1* in our current Wholesale Pricing Catalog.

Technical Notes: Color Blocks...continued

Dealer Aid Options (Chapter T)

1	In-Stock Solid Wood Color Blocks	<p>In-Stock Solid Wood Color Blocks are available as individual blocks (#1288) or in complete sets (#149803) in the wood species, grades & finish types noted in the chart on the previous page.</p> <ul style="list-style-type: none"> As an example: The Alder-Natural/Standard Grade-Wiping Stain set has 21 blocks. For a list of the wood species and color combinations that are available per set, please refer to our Website. Glaze can be added to any individual solid wood color block as long as that block is noted as available within any of the In-Stock Color Block sets, and the glaze option is available on the finish color selected (ie: Dusted glaze method on light colored SolidTones®). Not available with Dry Wiped - Aged Look (DWAL). For DWAL samples, please order as a 12" x 15" [304.8mm x 381.0mm] sample door. For best results, we recommend picking detailed profiles. All solid wood color blocks within a full set will be chained together.
2	In-Stock Solid Wood Color Block Construction	In-Stock solid wood color blocks are constructed using 3 glue-ups to provide a more realistic color comparison, similar to that of a center panel in a door, and are approximately 5"W x 5 7/8"L [127.0mm x 142.9mm]. Made from color block molding #1288. See <i>Section N.9</i> for unfinished 8' [2438.4mm] lengths.
3	Solid Wood "Starter Variety Pack" Part #165243	<p>A solid wood color block "Starter Variety Pack" features 20 of our most popular wood species and color combinations.</p> <p>The set includes Wiping, Spray No Wipe, Combination and SolidTone® colors as well as popular Glaze application methods.</p> <p>Please view the Starter Variety Pack on our Website or contact our Customer Support Team for additional information.</p>
4	Solid Wood "Glazed Color Block Set" Part #148870	<p>A solid wood "Glazed Color Block Set" consists of 20 of our most popular wood species, color and glaze combinations and Rub Through options.</p> <p>Please view the solid wood Glazed Color Block Set on our Website or contact our Customer Support Team for additional information.</p>
5	Life Expectancy	<p>36 month life expectancy for Alder, Birch, Hickory, Maple and Red Oak. We recommend ordering new samples if the current date exceeds the "Ship Date" by more than 3 years.</p> <p>24 month life expectancy for Cherry. We recommend that you order new samples if the current date exceeds the "Ship Date" by more than 2 years.</p>
6	Color Block Labels	Color blocks will be labeled to identify the wood species, stain or SolidTone® color and ship date.
7	Solid Wood Species Sample Non-Inventory Color Block 34SQA* (12" x 7")	<p>If a specific solid wood species / grade is preferred that is not listed in the chart on the previous page, an individual Solid Wood Species Sample / Non-Inventory Color Block can be ordered.</p> <p>These samples will consist of the following:</p> <ul style="list-style-type: none"> Constructed from 2 or more edge glued staves to provide a more realistic color comparison, similar to that of a <u>slab drawer front with horizontal grain</u>. 3/4" thick x 12" wide x 7" high [19.1mm x 304.8mm x 177.8mm]. D17 outside edge profile. Can be ordered unfinished (Part #183099) in any of WalzCraft's wood species / color-grain / grade combinations from <i>Chapter S</i>. Can be ordered prefinished (Part #183100) in any of the stain colors listed as available within the grids in <i>Sections R.1</i>. Also available with glaze. See <i>Section R.3</i> for more information on compatible options. 
8	Stained Veneered Color Block Style 60* (12" x 7") Part #189347	<p>If a finished veneered sample is required for your project, an individual Stained Veneered Color Block can be ordered.</p> <p>These samples will consist of the following:</p> <ul style="list-style-type: none"> Constructed with an MDF core as a Style 60* drawer front using EBT201 or EBT201-R (see <i>Sections B.10 & B.11</i>). 3/4" thick x 12" wide x 7" high [19.1mm x 304.8mm x 177.8mm]. D7 outside edge profile. Includes two-sided (2S) stain with your choice of veneer (see <i>Sections B.10 & B.11</i> of our current Wholesale Pricing Catalog for a list of available species). Can be ordered prefinished in any of the stain colors listed in <i>Section R.1</i>. For Reconstituted veneer, we recommend either a Natural/Clear Coat (<i>no stain</i>) or a light stain color only. 

Reconstituted Veneer / Architectural Grade Sample Set



Ordering & Pricing Notes: Reconstituted Veneer / Architectural Grade Sample Set

Ordering Guidelines

1	Order Forms	Please use <i>Moldings & Miscellaneous Order Form (E•Z Form #5)</i> .
2	Part Number	Use WCI #166596 when ordering.
Pricing		
1	Pricing	Please see <i>Section T.1</i> of our current Wholesale Pricing Catalog .

Technical Notes: Reconstituted Veneer / Architectural Grade Sample Set

Dealer Aid Options (Chapter T)

1	Included in Set	Set includes one 3¾" x 5¼" [92.1mm x 133.4mm] Non-Adhesive Paper Back Reconstituted Veneer sample in each of our available wood species.
---	-----------------	------------------------------------------------------------------------------------------------------------------------------------------

Finish Options (Chapter R)

1	Finish	Available unfinished only.
---	--------	----------------------------

Wood Specie Options (Chapter S)

1	Wood Species "Looks"	<ul style="list-style-type: none"> • Ash • Birch/Maple • Cherry • Ebony • Fir • Mahogany • Maple/Birch • Oak • Rosewood • Teak • Walnut • Wenge • Zebrawood
2	Maple & Birch	Since Reconstituted Veneers are a " <i>representation of a wood species</i> ", and are not actually a veneer comprised of the wood species indicated, the same reconstituted veneer material is used for both Maple (<i>Reconstituted</i>) - Straight Grain and Birch (<i>Reconstituted</i>) - Straight Grain.

► For PRICING ► See *Section T.1* in our current Wholesale Pricing Catalog.

Sample Doors & Drawer Fronts

If you are interested in seeing a certain door style, a particular wood species, grade or finish color, we suggest ordering a sample that can be used in your showroom or on your job site. Sample doors and drawer fronts will receive a **30% discount**. See **Section T.2** of our **Wholesale Pricing Catalog** for more information.

- It is WalzCraft's policy to affix a label to the backside of each sample to identify the style, wood species/grade and other manufacturing specifications to provide you with pertinent information required to place an order with the exact options and features on your sample.
- Labels **will always** be affixed to the **backside** of "prefinished" products unless requested otherwise. Labels may be shipped loose upon request.
- When ordering unfinished samples, WalzCraft assumes that you intend to apply a finish to the product when you receive it. Given this, a peel & stick sample label will be taped to the backside of your sample, providing you with the options on your unfinished sample.
- Once you've applied the finish to your sample, simply remove the peel & stick backer from the label and permanently adhere it to the backside of your sample for future reference.
- A 12"W x 15"H [304.8mm x 381.0mm] door can be easily handled and transported in one of WalzCraft's Hard or Soft Sided Sample Cases found in **Section T.4**. (Sample Case Part #'s 171403, 136273 and 136274).
- Please use **Door and/or Drawer Front Order Forms (E•Z Forms #2 and #3)**.



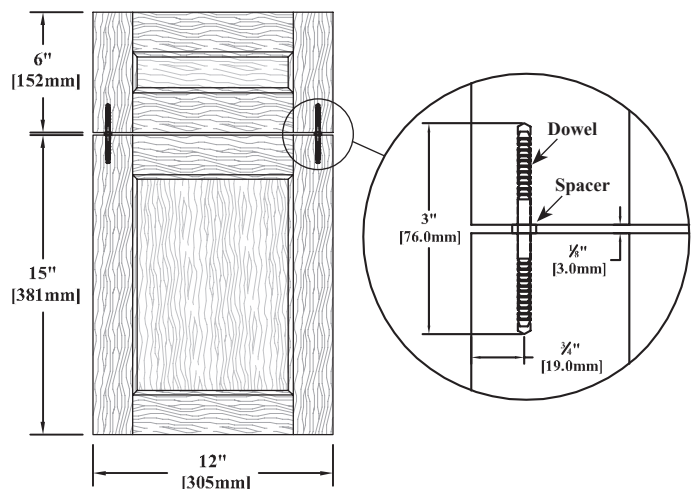
Door/Drawer Front Connection (Steel Dowels, Plastic Spacers)

Door/Drawer Front samples can be attached to each other with **steel dowels**, which include an 1/8" [3.2mm] thick spacer in between the door and drawer front. These should be ordered at the sizes noted below in order to fit WalzCraft's larger Soft Sided Sample Cases in **Section T.4**.

Sample case part #171404 and #137525 will accommodate:

- (5) Sample doors with attached drawer fronts.
 - Doors = 12"W x 15"H [304.8mm x 381.0mm]
 - Drawer Fronts = 12"W x 6"H [304.8mm x 152.4mm]
- To accommodate the steel dowels, outside edge profile options are limited; please reference the **Outside Edge Profile Compatibility** chart under **Technical Information** on our website.
- Door/Drawer Front stile widths must be 1 1/2" [38.1mm] or greater to utilize this connection method.
- Please use the **Special Instructions** section on your order form to indicate which door and drawer front should be connected.
- The dowels/spacers can also be purchased separately using Part #153968.
 - Includes one steel dowel and one plastic spacer.
 - Use **Molding & Miscellaneous Order Form (E•Z Form #5)**.
 - Doors and drawer fronts will not be predrilled.

Sample Door / Drawer Front Combination, Connected Together with 2 Steel Dowels and 2 Plastic Spacers.



► For PRICING ► See Section T.2 in our current Wholesale Pricing Catalog.

Dealer Aid Options

Product Samples

Designer Glass Sample Box



- **Part #162483**
- Included in each Sample Box:
 - 12 - 3" x 7" Designer Glass samples.
 - 1 - 3" x 7" Designer Glass sample with optional sandblasting.
 - 1 - 3" x 3" Clear Beveled sample.
- Each sample is labeled, to identify the Designer Glass Pattern.
- Please use **Molding & Miscellaneous Order Form (E•Z Form #5)**.

Refacing Material Sample Set

- **Part #171674**
- 24 - 4" x 4" [101.6mm x 101.6mm] Refacing material samples.
- Each sample is labeled to identify the material.
- Held together with 14" [355.6mm] Releasable Ty Wrap.
- Each set includes one of the following:
 1. 1/8" Plywood, MDF Core, A4, Maple, Natural /Clear Coat (*no stain*).
 2. 1/4" Plywood, MDF Core, A4, Maple, Natural /Clear Coat (*no stain*).
 3. 1/8" Raw HDF – Unfinished
 4. 7/32" Raw MDF – Unfinished
 5. 1/8" Solid Wood Refacing Stock, Maple, Natural /Clear Coat (*no stain*).
 6. 3/8" Solid Wood Refacing Stock, Maple, Natural /Clear Coat (*no stain*).
 7. 1/4" Solid Wood Refacing Stock, Maple, Natural /Clear Coat (*no stain*).
 8. Non-Adhesive Resin Back Veneer, Maple, Natural /Clear Coat (*no stain*).
 9. Non-Adhesive Wood Back Veneer, Maple, Natural /Clear Coat (*no stain*).
 10. Pressure Sensitive Wood Back Veneer, Maple, Natural /Clear Coat (*no stain*).
 11. Non-Adhesive Paper Back Veneer, Maple, Natural /Clear Coat (*no stain*).
 12. Pressure Sensitive Paper Back Veneer, Maple, Natural /Clear Coat (*no stain*).
 13. Non-Adhesive Paintable Laminate, Unfinished.
 14. Non-Adhesive Paintable Laminate, Classic White (SolidTone Finish).
 15. Pressure Sensitive Paintable Laminate, Unfinished.
 16. Pressure Sensitive Paintable Laminate, Classic White (SolidTone Finish)
 17. 3D Laminate /RTF, PSA (Peel & Stick) Back, White Crystal
 18. 3D Laminate /RTF, Phenolic Back, White Crystal
 19. Decorative Laminate Veneer (DLV), Non-Adhesive Back, Coffee Groovz (AuthenTICK Texture)
 20. Decorative Laminate Veneer (DLV), Non-Adhesive Back, White (Suede Texture)
 21. Decorative Laminate Veneer (DLV), Pressure Sensitive Adhesive (PSA) Back, White (Suede Texture)
 22. Decorative Laminate Veneer (DLV), Non-Adhesive Back, Aria (Medina Texture)
 23. Decorative Laminate Veneer (DLV), Non-Adhesive Back, Licorice Groovz (AuthenTICK Texture)
 24. Decorative Laminate Veneer (DLV), Non-Adhesive Back, Arctic Groovz (AuthenTICK Texture)



* Please use **Molding & Miscellaneous Order Form (E•Z Form #5)**.

High Pressure Laminate (HPL) Sample Set

- **Part #186136**
- 6 - 2" x 2 3/4" [50.8mm x 69.9mm] High Pressure Laminate (HPL) samples.
- Each sample is labeled to identify the material.
- All samples within the set will be chained together.
- Each set includes one of the following:
 1. Formica #8843-WR - Natural Ash (Woodbrush Finish)
 2. Formica #8842-WR - Weathered Ash (Woodbrush Finish)
 3. Formica #7813-SP - Cardboard (Sculpted Finish)
 4. Formica #949-58 - White (Matte Finish)
 5. Formica #5343-MC - Possum (Micro Dot Finish)
 6. Formica #6212-58 - Wheat Strand (Matte Finish)



* Please use **Molding & Miscellaneous Order Form (E•Z Form #5)**.

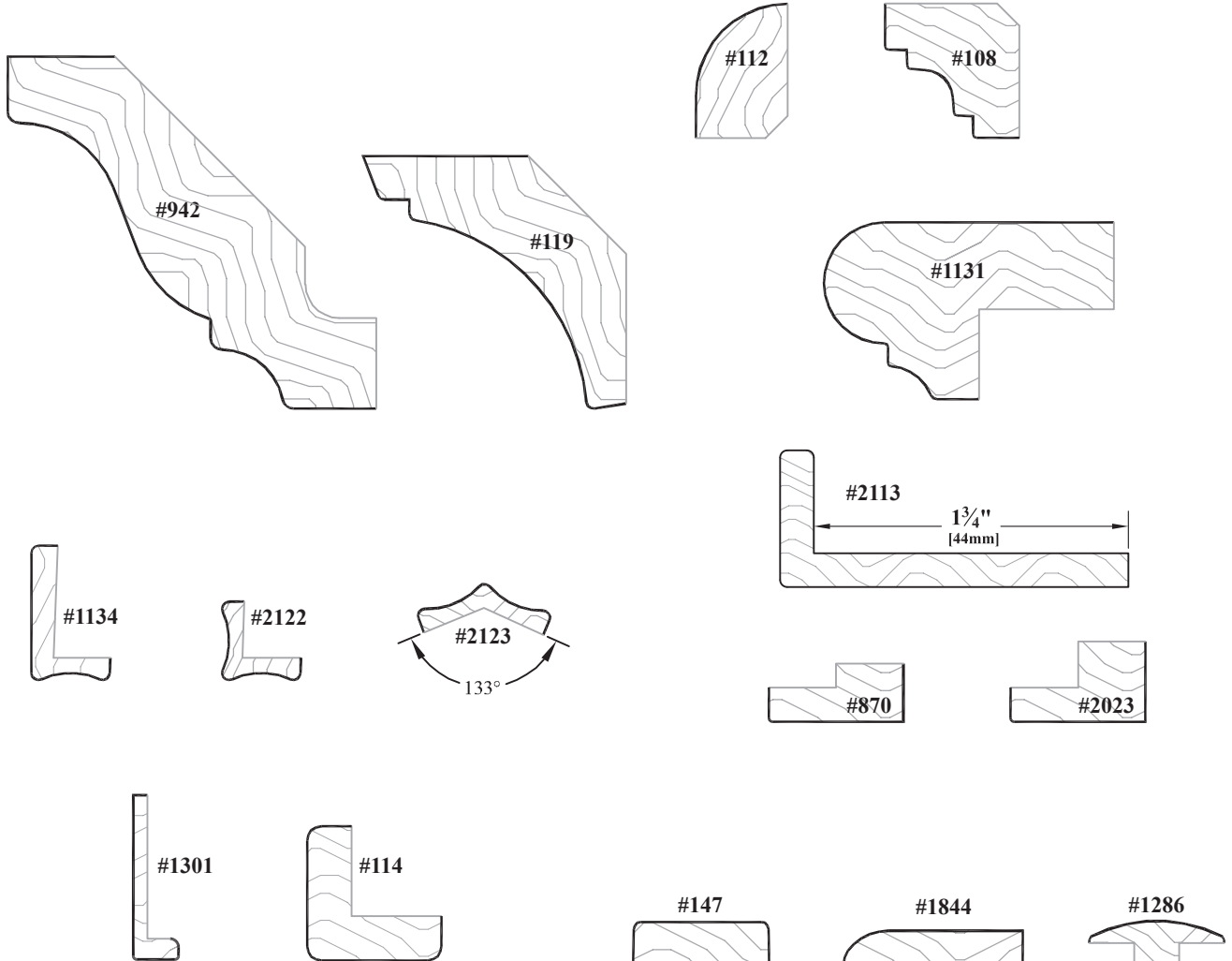
Refacing Molding Sample Set



- **Part #170934**
- 16 - 6" [152.4mm] cabinet refacing moldings.
- Solid Maple, Natural/Clear Coat (*no stain*)
- Each sample is labeled to identify the molding profile.
- All samples within the set will be chained together.
- Use **Molding & Miscellaneous Order Form (E•Z Form #5)**.

• Each Refacing Molding Sample Set includes the following moldings:

1. #119 - Crown Molding
2. #942 - Crown Molding
3. #1131 - Wainscot Cap Molding
4. #2123 - Outside Corner Molding
5. #112 - Base Shoe Molding
6. #108 - Cove Molding
7. #2113 - $\frac{3}{16}$ " Refacing Molding
8. #1301 - Outside Edge Molding
9. #114 - Outside Corner Molding
10. #1134 - Outside Corner Molding
11. #2122 - Outside Corner Molding
12. #147 - Scribe Molding
13. #1844 - Scribe Molding
14. #1286 - Panel Splice Molding
15. #870 - $\frac{1}{8}$ " Plywood Molding
16. #2023 - $\frac{1}{4}$ " Plywood Molding




► For PRICING ► See Section **T.2** in our current Wholesale Pricing Catalog.

Dealer Aid Options

Product Samples

Wire Mesh Samples - 4" [101.6mm] x 4" [101.6mm]

Available Finishes





Antique Brass

Wrought Iron (Flat Black)

Please use *Molding & Miscellaneous Order Form (E•Z Form #5)*.

Wire Mesh Sample Specifications - 4" [101.6mm] x 4" [101.6mm]

Pattern #	Wire Type	Wire Size (Thickness x Width)	Wire to Wire Spacing	Crimp	Sheet Size	Finish	WCI Part#
315  <i>Shown with Wrought Iron (Flat Black) Finish</i>	Round	1/16" [1.6mm]	3/4" [19.1mm]	Inter Crimped	4" x 4" Sample [101.6mm x 101.6mm]	Antique Brass	189271 Sample
					4" x 4" Sample [101.6mm x 101.6mm]	Wrought Iron (Flat Black)	189272 Sample
332  <i>Shown with Wrought Iron (Flat Black) Finish</i>	Round	5/64" [2.0mm]	3/4" [19.1mm]	Press Crimped	4" x 4" Sample [101.6mm x 101.6mm]	Antique Brass	189254 Sample
					4" x 4" Sample [101.6mm x 101.6mm]	Wrought Iron (Flat Black)	189255 Sample

** Some variation in color from sample to actual product is expected and considered normal. Please see *Section G.4* for more information.

T

► For PRICING ► See *Section T.2* in our current Wholesale Pricing Catalog.

T.2.4

V18.2



WalzCraft®



(Phone) 1-800-237-1326

6:00AM - 5:30PM CST

(24 Hour Fax) 1-608-781-3667

6" [152.4mm] Sample Products Program

WalzCraft can provide a 6" [152.4mm] unfinished maple sample of any of the following:

- Moldings, excluding Canopy molding (**Chapter N**)
- Insert Patterns for Crown, Frieze and Light Valance Molding (**Section O.5**)
- Beaded Face Frame Stock - available at 1½" [38.1mm] width
- Profiled Stock:
 - Outside Edge Profiles, Stile & Rail Profiles, Miscellaneous Joinery (MJ's), Accent Profiles - available at 2¼" [57.1mm] width unless the profile selection indicates otherwise
 - Center Panel Profiles - available at 3" [76.2mm] width
- Joint Assembly Methods (JAM's) - available at 2¼" [57.1mm] width
- Rubber Glass Retainer
- Standard Wood Veneer Edgebanding and Reconstituted Veneer Edgebanding (available in any wood species from **Section K.4**)
- Please contact our Customer Support Team to request other samples that you may wish to see.


WalzCraft® Promotional Items

Please contact our Customer Support Team to order any of the following Promotional Items:

- WalzCraft Product Specifications Catalog
- WalzCraft Wholesale Pricing Catalog
- WalzCraft "Signature Series" Colored Brochure
- In-House Stock Sample Doors
- In-House Stock Sample Drawer Box
- 3D Laminate (RTF) Foil Swatches (**Section V.1**)
- Decorative Laminate Veneer (DLV) Stile & Rail Profile Sample Set (**Section V.2**)
 - **Part #184580**
- Customizable Marketing Card Sample (qty of 1) **Option 1**
 - **Part #184707**
- Customizable Marketing Card Sample (qty of 1) **Option 2**
 - **Part #191163** (Includes Before /After Refacing Image)
- Order Forms

► For PRICING ► See Section T.2 in our current Wholesale Pricing Catalog.

Wall Mounted Sample Door Display Kit (Holds up to 30 Doors)



Shown with “*Right Swing*” clips



Wall Mounted Sample Door Display Kits are available for displaying your sample doors and drawer fronts.

- Easy to flip through your samples and remove them if needed for an up-close look.
- Effortless to assemble, and has a flexible design that displays your product beautifully.
- Can be mounted on a wall, or anywhere you can imagine.
- Each kit includes an upper aluminum rail, a lower aluminum rail and one pack of 15 pair of mounting clips (for mounting 15 doors).
 - The mounting clips are available in either all “*Left Swing*” or all “*Right Swing*”. For example, right swing clips mount on the right side of the door when facing it, and left swing clips mount on the left side of the door when facing it.
- Each set of rails will hold a maximum 30 doors.
 - To fill all 30 spots, an additional pack of 15 pair of mounting clips will need to be ordered.
- Aluminum rails measure 45" [1143.0mm] long with hole spacing 1½" [38.1mm] on center.
- Additional mounting clips are offered in packs of 15 pair (for mounting 15 doors).
 - Specify “*Left Swing*” or “*Right Swing*” when ordering.
- Please use **Molding & Miscellaneous Order Form (E•Z Form #5)**, and the following part numbers:
 - **Part #160428** - Sample Display Kit with “*Left Swing*” Clips
 - **Part #160430** - “*Left Swing*” Mounting Clip Add-On Pack (15 pair of clips for mounting 15 doors)
 - **Part #160429** - Sample Display Kit with “*Right Swing*” Clips
 - **Part #160431** - “*Right Swing*” Mounting Clip Add-On Pack (15 pair of clips for mounting 15 doors)

OS

OS = Product outsourced from other vendor.

► For PRICING ► See Section T.3 in our current Wholesale Pricing Catalog.

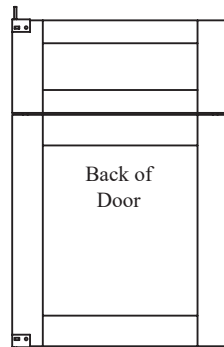
Wall Mounted Sample Door Display Kit Installation Instructions

Step 1) Place sample door on work surface face down. Be sure to protect the face from scratches.

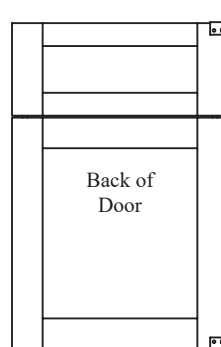
Step 2) Place the hinge with the longer pin on the top of the door. Place the hinge with the shorter pin on the bottom of the door. Drill pilot holes and attach hinges to door.

Step 3) Mount the aluminum angle on the wall or any where you want and insert doors into the rail.

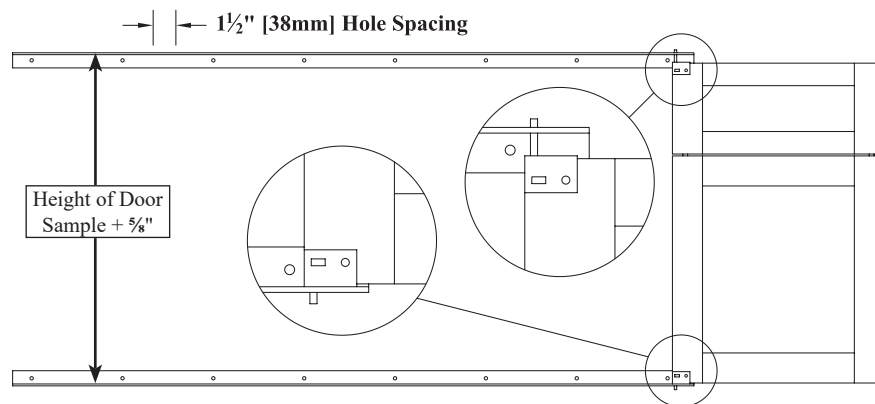
Note: Right swing hinges mount on the right side of the door when facing it, and left swing hinges mount on the left side of the door when facing it. We recommend hinging all doors so they swing in the same direction.



"Right" Swing



"Left" Swing



Dealer Aid Options

Door/Drawer Front Carrying Cases

Dealer Aid Sample Cases

- Sample Cases protect your investments in Dealer Aids and are a great tool for in-house sales calls or presentations.
- Available in both Hard and Soft Sided Cases.
- Please use *Molding & Miscellaneous Order Form (E•Z Form #5)*.

**** Sample Cases do not include sample doors, drawer fronts or any other sales material. ****



OS

Hard Sided Sample Door Case - 13³/₄" x 11⁵/₁₆" x 16⁵/₁₆" (Doors Ordered Separately)

- This **Hard Sided Case** is designed to hold individual door samples at 12"W x 15"H [304.8mm x 381.0mm].
- Case can accommodate:
 - Three doors up to 3/4" thick, three doors up to 1 1/4" thick and two doors up to 1 5/8" thick.
 - Substitute one of the 1 5/8" thick doors for a small three ring binder or a WalzCraft Specifications Catalog and Color Brochure.
- Sample doors, 3-ring binder, Specifications Catalog and Color Brochure are **not included** with the case.
- WalzCraft logo not available.
- Exterior - Black Vinyl
- Interior - Black Fabric Lining
- **Eight-Door Hard Sided Sample Door Case - 13³/₄" 11⁵/₁₆" x 16⁵/₁₆"**
 - **Part #136274**
 - Comes with eight slots that maintain separation and help to protect door samples.
 - Seven felted dividers are removable to customize your sample door storage needs.
 - **Exterior dimension of sample case:**
 - 13³/₄"W x 11⁵/₁₆"D x 16⁵/₁₆"H [349.3mm x 293.7mm x 414.3mm].



OS

Soft Sided Sample Case - 13" x 5⁵/₈" x 17" (Doors Ordered Separately)

- These 13" x 17" **Soft Sided Cases** are designed to accommodate individual door samples at 12"W x 15"H [304.8mm x 381.0mm].
- They can hold **five doors**, a note pad, and WalzCraft brochure.
- Samples, note pad and brochure are **not included** with the case.
- Available with or without embroidered WalzCraft logo.
- Exterior - Black Cordura, padded with closed cell foam.
- Interior - Black Nylon.
- Heavy duty flap with velcro closure.
- 2" [50.8mm] hand strap and adjustable shoulder strap.

Five-Door Soft Sided Sample Case - 13" x 5⁵/₈" x 17"

- **Part #171403 (with WalzCraft logo)**
- **Part #136273 (without WalzCraft logo)**
- Comes with four removable padded dividers that maintain separation and help to protect door samples.
- **Exterior dimension of Five-Door Soft Sided Case:**
 - 13"W x 5⁵/₈"D x 17"H [330.2mm x 142.9mm x 431.8mm].

#171403 Five-Door Soft Sided Sample Case with Logo - 13" x 5⁵/₈" x 17"



OS

#136273 Five-Door Soft Sided Sample Case without Logo - 13" x 5⁵/₈" x 17"



OS

OS = Product outsourced from other vendor.

► For PRICING ► See Section T.4 in our current Wholesale Pricing Catalog.

T.4.1



WalzCraft.com



(Phone) 1-800-237-1326

6:00AM - 5:30PM CST

(24 Hour Fax) 1-608-781-3667

Door/Drawer Front Carrying Case

Dealer Aid Options

Soft Sided Sample Case - 13" x 3" x 23" or 13" x 5⁵/₈" x 23" (Doors Ordered Separately)

- These 13" x 23" Soft Sided Cases are designed to accommodate individual door samples at 12"W x 21"H [304.8mm x 533.4mm] **or** door/drawer front combination samples (conjoined with steel dowels - see **Section T.2**) with an overall size of 12"W x 21"H [304.8mm x 533.4mm].
- There are two options available that can hold either **two doors** or **five doors**.
- Samples are **not included** with the case.
- Available with or without embroidered WalzCraft logo.
- Exterior - Black Cordura, padded with closed cell foam.
- Interior - Black Nylon.
- Heavy duty flap with velcro closure.
- 2" [50.8mm] hand strap and adjustable shoulder strap.
- **Two-Door Soft Sided Sample Case - 13" x 3" x 23"**
 - Part #164233 (with WalzCraft logo)
 - Part #187357 (without WalzCraft logo)
 - **Two-Door** version comes with one removable padded divider that maintains separation and helps to protect door samples.
 - **Exterior dimension of Two-Door Soft Sided Case:**
 - 13"W x 3"D x 23"H [330.2mm x 142.9mm x 584.2mm].
- **Five-Door Soft Sided Sample Case - 13" x 5⁵/₈" x 23"**
 - Part #171404 (with WalzCraft logo)
 - Part #137525 (without WalzCraft logo)
 - **Five-Door** version comes with four removable padded dividers that maintain separation and help to protect door samples.
 - **Exterior dimension of Five-Door Soft Sided Case:**
 - 13"W x 5⁵/₈"D x 23"H [330.2mm x 142.9mm x 584.2mm].

#164233 Two-Door Soft Sided Sample Case with Logo - 13" x 3" x 23"



OS

#187357 Two-Door Soft Sided Sample Case without Logo - 13" x 3" x 23"



OS

#171404 Five-Door Soft Sided Sample Case with Logo - 13" x 5⁵/₈" x 23"



OS

#137525 Five-Door Soft Sided Sample Case without Logo - 13" x 5⁵/₈" x 23"



OS

OS = Product outsourced from other vendor.

► For PRICING ► See Section T.4 in our current Wholesale Pricing Catalog.

Dealer Aid Options

Customizable Marketing Cards

11"W x 8½"H Customizable Marketing Cards



Front Side (Option 1 and Option 2) Signature Series Designs



#184707

Back Side (Option 1) Signature Series Designs

Customizable Marketing Cards

Design your own advertising piece using WalzCraft's Customizable Marketing Cards, with two options to choose from.

- 11" x 8½" (Landscape Orientation) Customizable Marketing Cards.
- Choose from any of WalzCraft's Signature Series designs.
- Personalize the back of the card with your company's logo and contact information.

Option 1 allows you to display sixteen different Signature Series designs of your choice (eight on front and eight on back), along with displaying your company's logo and contact information.

Option 2 allows you to display eight different Signature Series designs of your choice on the front, and WalzCraft's stock Before & After Cabinet Refacing image on the back, along with your company's logo and contact information.



#191163

Back Side (Option 2) - Cabinet Refacing

► For PRICING ► See Section T.5 in our current Wholesale Pricing Catalog.

T.5.1



WalzCraft.com



(Phone) 1-800-237-1326

6:00AM - 5:30PM CST

(24 Hour Fax) 1-608-781-3667

Ordering & Pricing Notes: Customizable Marketing Cards

Ordering Guidelines

1	Order Forms	Please use <i>Customizable Marketing Cards Order Form (E•Z Form #14)</i> .
2	Ordering Information	<p>Option 1 - Please provide WalzCraft with the following:</p> <ul style="list-style-type: none"> • Part #184707 • Front Side: Eight Signature Series designs (include number and name). • Back Side: Eight additional Signature Series designs (include number and name). <ul style="list-style-type: none"> ◦ Company logo (.jpeg or .tiff at 300dpi or greater). ◦ Company/Contact information. <p>Option 2 - Please provide WalzCraft with the following:</p> <ul style="list-style-type: none"> • Part #191163 • Front Side: Eight Signature Series designs (include number and name). • Back Side: Company logo (.jpeg or .tiff at 300dpi or greater). <ul style="list-style-type: none"> ◦ Company/Contact information. <p>Please email your company's logo along with your order forms and all other required information to our Customer Support Team at customersupport@WalzCraft.com.</p>
Pricing		
1	Pricing	Please see <i>Section T.5</i> of our current Wholesale Pricing Catalog .

Technical Notes: Customizable Marketing Cards

Dealer Aid Options (Chapter T)

1	Signature Series Designs	<p>You may choose Signature Series designs from our website or from the most current version of our Signature Series brochure.</p> <ul style="list-style-type: none"> • Please note that curved doors are not recommended to be placed on the marketing cards due to the proportions of the curved doors and the affected layout.
2	Quantities	<p>Available in quantities of 100 or 250 cards.</p> <p>Larger quantities available upon request or reorder.</p>
3	Paper/Color	14 pt. paper with gloss coated cover and full color on both sides.
4	Logo File	Please provide WalzCraft with your logo as a .jpeg or .tiff file at 300dpi or greater.
5	Proofing	A proof copy in PDF format will be sent to the email address on file. We will require a signed approval before placing the order into production.
6	Single Sample Cards	Single sample cards (qty of 1) are available at no charge. Please see <i>Section T.2</i> of our current Wholesale Pricing Catalog .

General Information (Chapter A)

1	Shipping	<p>Cards will be shipped to you directly from the printer via UPS Ground.</p> <p>You will receive your shipment within 7 to 10 business days of placing the order.</p>
---	----------	------------------------------------------------------------------------------------------------------------------------------------------------------------------------

Sizes/Dimensions

1	Sizes	<p>Card size fixed at 11" wide x 8½" high (landscape orientation only).</p> <p>Maximum logo size will be 3½" wide x 2" high.</p>
---	-------	----------------------------------------------------------------------------------------------------------------------------------

T

► For **PRICING** ► See *Section T.5* in our current Wholesale Pricing Catalog.

