

Natural / Clear Coat (no stain)
Maple Wood
S199 Glory



Cinnamon Wiping Stain
Cherry Wood
S166 Berkshire



Brown Oak Spray No Wipe Stain
Pine Wood
S456 Ruffino



Field Cherry V3 Combination Stain
Cherry Wood
S451 Biltmore



Finish Options - Table of Contents

Section #	Section Name/Contents	Page #
R.1	Finishing Methods - Stain	R.1.2
	◦ Natural/Clear Coat (no stain)	R.1.2
	◦ Wiping Stain	R.1.2
	◦ Spray No Wipe (SNW)	R.1.2
	◦ Spray No Wipe 2-Step (SNW)	R.1.2
	◦ Combination Stain Process (C)	R.1.2
	◦ Stain Colors	R.1.2
	◦ Stain Pre-Finishing Notes	R.1.3
R.2	◦ Stain Color/Wood Species Availability Charts	R.1.6
	Finishing Methods - SolidTone®	R.2.1
	◦ Primed Only for Paint	R.2.1
	◦ SolidTone® (Paint) Finish (ST)	R.2.1
	◦ SolidTone® WoodGrain Finish (STWG)	R.2.1
	◦ SolidTone® & SolidTone® WoodGrain Colors	R.2.1
	◦ MDF vs. Solid Maple with a SolidTone® Finish	R.2.1
	◦ SolidTone® Pre-Finishing Notes	R.2.3
	◦ Primed Only for Paint Color/Wood Species Availability Charts	R.2.7
	◦ SolidTone® Color/Wood Species Availability Charts	R.2.9
◦ SolidTone® WoodGrain Color/Wood Species Availability Charts	R.2.13	
R.3	Finishing Methods - Glaze	R.3.1
	◦ Flow Pen (FP)	R.3.1
	◦ Dry Wiped - With Flow Pen (DWFP)	R.3.1
	◦ Dry Wiped - Without Flow Pen (DWNFP)	R.3.1
	◦ Dry Wiped - Aged Look (DWAL)	R.3.1
	◦ Solvent Wiped - With Flow Pen (SWFP)	R.3.2
	◦ Solvent Wiped - Without Flow Pen (SWNFP)	R.3.2
	◦ Glaze Intensity	R.3.2
	◦ Dusted Method Dry Wiped (DMDW)	R.3.2
	◦ Dusted Method Solvent Wiped (DMSW)	R.3.2
	◦ Feathered Method (FM)	R.3.2
	◦ Fly Speck Method (SM)	R.3.3
	◦ Stiff Straight Brush Method (SSBM)	R.3.3
	◦ Glaze Colors	R.3.3
◦ Glaze Pre-Finishing Notes	R.3.4	
R.4	Rub Through Options	R.4.1
	◦ The Rub Through Process	R.4.1
	◦ Rub Through Option - RBT100	R.4.1
	◦ Rub Through Option - RBT200	R.4.1
	◦ Rub Through "Look" - RBT300	R.4.1
	◦ Rub Through Notes	R.4.2
R.5	Melamine/Laminate/PVC Edgebanding Matches	R.5.1

Finish Options

Finishing Methods - Stain

“Natural / Clear Coat (no stain)”

Although a Natural/Clear Coat (*no stain*) is technically not a stain color, the application of just this clear finish will change the color and appearance of most solid wood and veneer. On certain species the color change can be very noticeable. Because of this, WalzCraft strongly recommends that final decisions regarding the selection of a wood species should always be made with finished samples, even if the finish is only a Natural/Clear Coat (*no stain*).

“Wiping Stain” (W)

Wiping stains are applied by spraying the stain onto the product and immediately wiping off the excess material with a rag. This process is the easiest and by far the most common finishing method in the woodworking industry. Minimal finishing experience is needed to do this process. However, this method can, at times, produce a blotchy look depending on the wood grade and species. **Therefore, WalzCraft highly recommends using a “Spray No Wipe” stain process on Maple (Hard & Soft), Birch, Cherry and Pine for a more consistent “blotch free” look.**

“Spray No Wipe” (SNW)

Spray No Wipe stains are applied by spraying the material onto the product and allowing it to dry. There is no wiping of the door to remove excess material. Spray equipment and spraying technique are major factors that influence the final look of the product because the color is controlled by the amount of stain that is applied. **WalzCraft highly recommends using a “Spray No Wipe” stain process on Maple (Hard & Soft), Birch, Cherry and Pine for a more consistent “blotch free” look.** Application techniques are factors that influence the final outcome. This process should only be attempted by an experienced finisher.

“Spray No Wipe 2-Step” (SNW)

Spray No Wipe 2-Step is similar to our regular Spray No Wipe, except the color is applied in two steps, with dry time between coats. Spray equipment and spraying technique are major factors that influence the final look of the product because the color is controlled by the amount of stain that is applied. **WalzCraft highly recommends using a “Spray No Wipe” stain process on Maple (Hard & Soft), Birch, Cherry and Pine for a more consistent “blotch free” look.** This process should only be attempted by an experienced finisher.

“Combination Stain Process” (C)

A Combination Stain process uses both a Toner and a Wiping Stain to achieve a specific color. This process should only be attempted by an experienced finisher.

Stain Colors

Natural / Clear Coat (<i>no stain</i>) *	Medium Brown Walnut	Wild Cherry V3	Cinnamon
Honey *	Nutmeg	Field Cherry V3	Captiva Maple *
Dark Honey	Ash White *	English Oak V3	Topaz
Cordovan	Brown Oak	Windsor	Mediterranean
Heritage	Sunrise	Java V3	Brownstone V3
Sienna	Golden Oak	Scarlet V3	Pearwood
Champagne *	Auburn V3	Morel	Stonehenge V3
Cappuccino	Saddle Brown	Light American Walnut	Nightfall V3
Fruitwood *	Woodland Birch *	American Walnut	

* We highly recommend that you order a Select Grade of material when using these light finishes.

** Please see the Glaze Compatibility Chart on our website: [Resources / Technical Information](#) for Stain / Glaze combination options.

► For PRICING ► See Section R.1 in our current Wholesale Pricing Catalog.



Ordering & Pricing Notes: Finish Methods - Stain

Ordering Guidelines

1	Order Forms	Applicable order forms will include spaces to indicate your chosen finish options.
		For ordering Finish Material only, please use <i>Molding & Miscellaneous Order Form (E•Z Form #5)</i> .

Pricing

1	Pricing	Please see <i>Section R.1</i> of our current Wholesale Pricing Catalog .
---	---------	---

Technical Notes: Finish Methods - Stain

Finish Options (Chapter R)

1	Color Options	Stain color options can be viewed on our website at: www.WalzCraft.com . <i>Note: Actual product color and detail may vary due to individual computer preferences and monitor settings.</i>
2	One-Sided (1S) Finishing	Wood veneer, and plywood in thicknesses up to and including 3/8", will be considered one sided (1S) product. <ul style="list-style-type: none"> • <u>One sided product will be finished on the face only.</u> • <u>No edges will be finished.</u> • Minimal over spray onto the edges and back of product will be considered acceptable.
3	Two-Sided (2S) Finishing	Doors, drawer fronts, wainscot panels, valances, knick knack shelves, moldings, and plywood 1/2" thick or greater, will be considered two sided (2S) product. <ul style="list-style-type: none"> • <u>Items like doors and drawer fronts will be finished on the face, back and all four edges.</u> • <u>Plywood panels 1/2" thick or greater will be finished on the face and back only.</u> <ul style="list-style-type: none"> ◦ <u>No edges will be finished.</u> ◦ Minimal over spray onto the edges of product will be considered acceptable. <p>If you require plywood panels that are finished on the face, back and all four edges, please order as door style 60 with a wood veneer or solid wood EBT edgeband option, EBT201 through EBT801 (<i>Section B.10</i>).</p>
4	Sheen - Clear Coat (Gloss Units)	All finishes have what is called a Sheen or Gloss. This refers to the amount of light that is reflected back to the eye of the viewer. The greater the light reflected back, the higher the Sheen or Gloss. <ul style="list-style-type: none"> • Within the finish industry there are some common terms used to describe this amount of reflectivity, terms such as Matte, Flat, Low Sheen, Eggshell, Semi-Gloss, Gloss and High Gloss. But not all companies use the same terminology in the same manner. What one company labels as Flat may be a Low Sheen to another. A Semi-Gloss to one could be a Gloss to someone else. • Because of this difference, the Master Painters Institute (MPI) came up with a way to measure this reflectivity known as "Gloss Units", which can range from 0 to 100 units (or degrees). WalzCraft has chosen to use this measurable figure of reflection based on MPI's scale. • To help further clarify, WalzCraft has chosen to describe the sheen ranges like this: <ul style="list-style-type: none"> ◦ Flat: 0-10 Degree Sheen (Gloss Units) ◦ Satin: 11-40 Degree Sheen (Gloss Units) ◦ Semi-Gloss: 41-70 Degree Sheen (Gloss Units) ◦ High Gloss: 71-100 Degree Sheen (Gloss Units) <p>15 Degree (+/- 3 degrees) is the standard sheen for all WalzCraft products finished with a Clear Coat. This includes products that are stained or finished with a Natural / Clear Coat (<i>no stain</i>).</p> <p>To increase the amount of reflectivity you need to increase the gloss units. By special request, WalzCraft will consider other sheens between 15 and 50 degrees. Please contact our Customer Support Team.</p>
5	Cleaning Pre-Finished Product	For the cleaning of products pre-finished by WalzCraft, we recommend wiping the surface with a cloth using a mixture of mild detergent (ex: Dawn Dish Soap) and warm water, being certain to wipe off any excess cleaner/water with a dry cloth.
6	Touch-Ups / Filler Putty	For minor touch-ups and repairs on products prefinished by WalzCraft or products finished with WalzCraft finish material, we recommend using products from Konig - North America. You can visit their Website at www.KonigTouchUp.com . We also recommend Minwax putty, which can be found in many home improvement and hardware stores. There is no filler or putty that we recommend for use before finish is applied, as filler products do not take stain the same as real wood.
7	Custom Colors	Custom colors are stain colors other than those listed in this catalog. Custom color orders require that a "color match" sample and a "job quote" be approved prior to production. See next page for details concerning the color developing procedure.

Notes Continued on Next Page...

R

► For PRICING ► See Section R.1 in our current Wholesale Pricing Catalog.

Technical Notes: Finish Methods - Stain...continued

Finish Options (Chapter R)...continued

8	Custom Color Developing Procedure	<p>As previously stated, all custom color jobs require that a color match sample be approved prior to being released for production. We will need a color sample submitted by the customer, like a door, drawer front or piece of trim, so we can develop a match. WalzCraft will produce two 12"W x 15"H [304.8mm x 381.0mm] sample doors that are stained, sealed and top coated to match your sample. One of the doors will be sent to the customer for approval, the other will be retained by WalzCraft for matching when the actual job is finished.</p> <ul style="list-style-type: none"> • Due to the approval process, please allow for a longer than normal wait-time. • WalzCraft will keep the WalzCraft produced custom color match-to sample for a period of one year from the date of customer approval.
9	Lighting Source for Custom Color Matching	<p>Colors may appear a different shade due to lighting sources. When submitting a custom color match, please advise us of the type of lighting that is most predominant at the installation site. We will match your custom color using one of the following light sources: Cool White Fluorescent, Warm White Fluorescent, Daylight or Incandescent.</p>
10	Miscellaneous Accent Items	<p>Miscellaneous Accent items such as Appliance Garages, Posts, Balusters, etc. may be finished to match your order.</p> <p>Our goal is to provide the best possible color match, however, the manufacturing and sanding processes used by the source providing your materials may affect the finished color.</p> <p>WalzCraft will not be liable for color match on products finished by the consumer. Replacement of product due to your application of the finishing materials will be your sole responsibility.</p>
11	Purchasing Finish Material	<p>WalzCraft sells stain colors, as well as clear topcoat material and clear sealer material, by the ½ pint, pint, quart and gallon. In addition, clear topcoat, clear sealer and catalyst are also available in five gallon containers. The Catalyst that WalzCraft sells has been carefully formulated to work with our finishes, and therefore is the only catalyst we recommend. All finishing materials have a 6 month shelf life and are intended to be sprayed. Certain stain colors are only available with certain wood species and finishing methods. When ordering finish only, please reference the appropriate finishing method. Application instructions will be provided with the finishing materials for no additional charge. To inquire on the proper equipment to use for spraying our products, please contact your local commercial finishing equipment retailer.</p> <ul style="list-style-type: none"> • When using WalzCraft's clear topcoat, <u>we recommend the use of our clear sealer prior to the topcoat application.</u> Our clear sealer material is easily sandable, making it an excellent intermediate layer for use with WalzCraft's clear topcoat. • For easy and accurate measurement and mixing of WalzCraft finish material, we recommend using E-Z Mix® Mixing Cups. The cups are clearly marked in ounces and milliliters, have various sizes for different project needs and are reusable. You can visit their website at www.ezmix.com. <p>Due to California state law, WalzCraft can not ship finish material (ie: cans of stain, clear sealer, clear topcoat or catalyst) to California-CA. We also can not ship finish material to Alaska-AK or Hawaii-HI, as they are not part of the contiguous United States and cannot be shipped via air (airplane).</p> <p>When ordering Combination Stains, a "Step-Master" will be produced and included with the Application Instructions. The Step-Master will show the desired stain color at each step of the application process.</p> <ul style="list-style-type: none"> • Final color shown on Step-Master is achieved using WalzCraft's Clear Sealer and Clear Top Coat. When using something other than a WalzCraft product, final color results will vary. • Combination Stains and Step-Masters will have a shelf life of six months. Please check the date on the Step-Master label and order new stain and Step-Master if older than six months. • Please indicate which WalzCraft Wood Species the combination stain will be applied to so the appropriate Step-Master can be produced. Step-Masters will be made from WalzCraft's Color Block Molding #1288 and are not available in specific grades.
12	Shipping Hazardous Materials via Air	<p>Airline regulations prohibit us from shipping hazardous materials via air.</p>

See following pages for Wood Species / Finish Color Availability →

► **For PRICING** ► See Section **R.1** in our current Wholesale Pricing Catalog.

Finish Options

Finishing Methods - Stain

Wood Species	Two-Sided (2S) Finishing Options - Stain		Fruitwood		Honey		Champagne		Sienna		Light American Walnut		Brown Oak		American Walnut		Medium Brown Walnut		Dark Honey	
	Color/Grain	Grade	W	SNW	W	SNW	W	SNW	W	SNW	W	SNW-2	W	SNW	W	SNW	W	SNW	W	SNW
AFORMOSIA		Natural / Standard Grade	X																	
		Select / Premium Grade																		
ALDER		Value / Budget Grade	X																	
		Natural / Standard Grade	X		X															
		Rustic Grade	X		X															
		Select / Premium Grade	X		X															
ASH		Value / Budget Grade	X		X															
		Natural / Standard Grade	X		X															
		Rustic Grade	X		X															
		Select / Premium Grade	X		X															
BAMBOO		Mill Grade	X		X															
		Mill Grade	X		X															
		Natural / Standard Grade	X		X															
		Select / Premium Grade	X		X															
BEECH - EUROPEAN		Value/Budget/Paint Grade	X		X															
		Natural / Standard Grade	X		X															
		Rustic Grade	X		X															
		Select / Premium Grade	X		X															
BIRCH		Natural / Standard Grade	X		X															
		Paint Grade	X		X															
		Natural / Standard Grade	X		X															
		Select / Premium Grade	X		X															
BUTTERNUT		Natural / Standard Grade	X		X															
		Rustic Grade	X		X															
		Value / Budget Grade	X		X															
		Gummy Grade	X		X															
CHERRY		Natural / Standard Grade	X		X															
		Rustic Grade	X		X															
		Select / Premium Grade	X		X															
		Ultra Rustic Grade	X		X															
CYPRESS		Natural / Standard Grade	X		X															
		Paint Grade	X		X															
		Natural / Standard Grade	X		X															
		Rustic Grade	X		X															
ELM - RED		Value / Budget Grade	X		X															
		Natural / Standard Grade	X		X															
		Ultra Rustic Grade	X		X															
		Natural / Standard Grade	X		X															
EUCALYPTUS - RED GRANDIS		Value / Budget Grade	X		X															
		Natural / Standard Grade	X		X															
		Ultra Rustic Grade	X		X															
		Natural / Standard Grade	X		X															
HICKORY		Rustic Grade	X		X															
		Ultra Rustic Grade	X		X															
		Rustic Grade	X		X															
		Select / Premium Grade	X		X															
HYBRID		Value / Budget Grade	X		X															
		Natural / Standard Grade	X		X															
		Ultra Rustic Grade	X		X															
		Rustic Grade	X		X															
JATOBA		Value / Budget Grade	X		X															
		WCI Mill Grade	X		X															

See Hybrid under Birch, Cherry, Maple and Poplar.

R

Finishing Methods - Stain

Finish Options

Wood Species	Two-Sided (2S) Finishing Options - Stain		Natural / Clear Coat (per sq. ft.)	Fruitwood		Honey		Champagne		Sienna		Light American Walnut		Brown Oak		American Walnut		Medium Brown Walnut		Dark Honey	
	Color/Grain	Grade		W	SNW	W	SNW	W	SNW	W	SNW-2	W	SNW	W	SNW	W	SNW	W	SNW	W	SNW
MAHOAGANY - GENUINE PLANT, MAHOAGANY-MIXED SPECIES		Natural / Standard Grade	X	X	X	X	X	X	X	X	X	X	X	X	X	X	X	X	X	X	X
		Value / Budget Grade	X	X	X	X	X	X	X	X	X	X	X	X	X	X	X	X	X	X	X
MAHOAGANY - SAPELE		Natural / Standard Grade	X	X	X	X	X	X	X	X	X	X	X	X	X	X	X	X	X	X	X
		Select / Premium Grade	X	X	X	X	X	X	X	X	X	X	X	X	X	X	X	X	X	X	X
	Quarter Sawn	Natural / Standard Grade	X	X	X	X	X	X	X	X	X	X	X	X	X	X	X	X	X	X	X
		Select / Premium Grade	X	X	X	X	X	X	X	X	X	X	X	X	X	X	X	X	X	X	X
MAPLE - HARD		Natural / Standard Grade	X	X	X	X	X	X	X	X	X	X	X	X	X	X	X	X	X	X	X
		Rustic Grade	X	X	X	X	X	X	X	X	X	X	X	X	X	X	X	X	X	X	X
	Birds Eye	Natural / Standard Grade	X	X	X	X	X	X	X	X	X	X	X	X	X	X	X	X	X	X	X
		Select / Premium Grade	X	X	X	X	X	X	X	X	X	X	X	X	X	X	X	X	X	X	X
MAPLE - SOFT		Natural / Standard Grade	X	X	X	X	X	X	X	X	X	X	X	X	X	X	X	X	X	X	X
		Wormy Grade	X	X	X	X	X	X	X	X	X	X	X	X	X	X	X	X	X	X	X
	Curly	Natural / Standard Grade	X	X	X	X	X	X	X	X	X	X	X	X	X	X	X	X	X	X	X
		Select / Premium Grade	X	X	X	X	X	X	X	X	X	X	X	X	X	X	X	X	X	X	X
MDF		Natural / Standard Grade																			
		Paint Grade																			
OAK - RED/WHITE MIXED		Value / Budget Grade	X	X	X	X	X	X	X	X	X	X	X	X	X	X	X	X	X	X	X
		Natural / Standard Grade	X	X	X	X	X	X	X	X	X	X	X	X	X	X	X	X	X	X	X
		Rustic Grade	X	X	X	X	X	X	X	X	X	X	X	X	X	X	X	X	X	X	X
		Select / Premium Grade	X	X	X	X	X	X	X	X	X	X	X	X	X	X	X	X	X	X	X
OAK - RED		Ultra Rustic Grade	X	X	X	X	X	X	X	X	X	X	X	X	X	X	X	X	X	X	X
	No Sap	Natural / Standard Grade	X	X	X	X	X	X	X	X	X	X	X	X	X	X	X	X	X	X	X
		Ultra Rustic Grade	X	X	X	X	X	X	X	X	X	X	X	X	X	X	X	X	X	X	X
	Quarter Sawn	Natural / Standard Grade	X	X	X	X	X	X	X	X	X	X	X	X	X	X	X	X	X	X	X
OAK - WHITE		Natural / Standard Grade	X	X	X	X	X	X	X	X	X	X	X	X	X	X	X	X	X	X	X
		Select / Premium Grade	X	X	X	X	X	X	X	X	X	X	X	X	X	X	X	X	X	X	X
	Quarter Sawn	Natural / Standard Grade	X	X	X	X	X	X	X	X	X	X	X	X	X	X	X	X	X	X	X
		Select / Premium Grade	X	X	X	X	X	X	X	X	X	X	X	X	X	X	X	X	X	X	X
PINE - NORTHERN WHITE		Natural / Standard Grade	X	X	X	X	X	X	X	X	X	X	X	X	X	X	X	X	X	X	X
		Knotty Grade	X	X	X	X	X	X	X	X	X	X	X	X	X	X	X	X	X	X	X
		Natural / Standard Grade	X	X	X	X	X	X	X	X	X	X	X	X	X	X	X	X	X	X	X
		Value/Budget/Paint Grade	X	X	X	X	X	X	X	X	X	X	X	X	X	X	X	X	X	X	X
POPLAR		Natural / Standard Grade	X	X	X	X	X	X	X	X	X	X	X	X	X	X	X	X	X	X	X
		Select / Premium Grade	X	X	X	X	X	X	X	X	X	X	X	X	X	X	X	X	X	X	X
	Calico / Mixed	Natural / Standard Grade	X	X	X	X	X	X	X	X	X	X	X	X	X	X	X	X	X	X	X
	Green	Select / Premium Grade	X	X	X	X	X	X	X	X	X	X	X	X	X	X	X	X	X	X	X
WALNUT		Natural / Standard Grade	X	X	X	X	X	X	X	X	X	X	X	X	X	X	X	X	X	X	X
		Paint Grade																			
	White	Select / Premium Grade	X	X	X	X	X	X	X	X	X	X	X	X	X	X	X	X	X	X	X
		Value / Budget Grade	X	X	X	X	X	X	X	X	X	X	X	X	X	X	X	X	X	X	X
All Reconstituted Veneers - Architectural Grade		Natural / Standard Grade	X	X	X	X	X	X	X	X	X	X	X	X	X	X	X	X	X	X	X
		Rustic Grade	X	X	X	X	X	X	X	X	X	X	X	X	X	X	X	X	X	X	X
		Select / Premium Grade	X	X	X	X	X	X	X	X	X	X	X	X	X	X	X	X	X	X	X
		Value / Budget Grade	X	X	X	X	X	X	X	X	X	X	X	X	X	X	X	X	X	X	X

Please contact our Customer Support Team to check availability and/or request a quote for species not listed here.

R

Finish Options

Finishing Methods - Stain

Wood Species	Two-Sided (2S) Finishing Options - Stain		Color/Grain		Grade		Nutmeg		Cinnamon		Sunrise		Windsor		Cordovan		Ash White		Golden Oak		Captiva Maple		Woodland Birch		Heritage		Mediterranean		
	W	SNW	W	SNW-2	W	SNW	W	SNW	W	SNW	W	SNW	W	SNW	W	SNW	W	SNW	W	SNW	W	SNW	W	SNW	W	SNW	W	SNW	
AFORMOSIA																													
ALDER																													
ASH																													
BAMBOO																													
BEECH - EUROPEAN																													
BIRCH																													
BUTTERNUT																													
CHERRY																													
CYPRESS																													
ELM - RED																													
EUCALYPTUS - RED GRANDIS																													
HICKORY																													
HYBRID																													
JATоба																													

See Hybrid under Birch, Cherry, Maple and Poplar.

R

Finishing Methods - Stain

Finish Options

Wood Species	Two-Sided (2S) Finishing Options - Stain		Grade	Nameg		Cinnamon		Sunrise		Windsor		Cordovan		Ash White		Golden Oak		Cappisa Maple		Woodland Birch		Heritage		Mediterranean	
	Color/Grain	W		SNW	W	SNW-2	SNW	W	SNW	W	SNW	W	SNW	W	SNW	W	SNW	W	SNW	W	SNW	W	SNW	W	SNW
MAHOAGANY - GENUINE PLANT. MAHOAGANY-MIXED SPECIES		X	Natural / Standard Grade	X	X	X	X	X	X	X	X	X	X	X	X	X	X	X	X	X	X	X	X	X	X
		X	Value / Budget Grade	X	X	X	X	X	X	X	X	X	X	X	X	X	X	X	X	X	X	X	X	X	X
MAHOAGANY - SAPELE		X	Natural / Standard Grade	X	X	X	X	X	X	X	X	X	X	X	X	X	X	X	X	X	X	X	X	X	X
		X	Select / Premium Grade	X	X	X	X	X	X	X	X	X	X	X	X	X	X	X	X	X	X	X	X	X	X
	Quarter Sawn	X	Natural / Standard Grade	X	X	X	X	X	X	X	X	X	X	X	X	X	X	X	X	X	X	X	X	X	X
		X	Select / Premium Grade	X	X	X	X	X	X	X	X	X	X	X	X	X	X	X	X	X	X	X	X	X	X
MAPLE - HARD		X	Rustic Grade	X	X	X	X	X	X	X	X	X	X	X	X	X	X	X	X	X	X	X	X	X	X
	Birds Eye	X	Natural / Standard Grade	X	X	X	X	X	X	X	X	X	X	X	X	X	X	X	X	X	X	X	X	X	X
		X	Select / Premium Grade	X	X	X	X	X	X	X	X	X	X	X	X	X	X	X	X	X	X	X	X	X	X
	Calico / Mixed	X	Natural / Standard Grade	X	X	X	X	X	X	X	X	X	X	X	X	X	X	X	X	X	X	X	X	X	X
MAPLE - HARD/SOFT MIXED		X	Natural / Standard Grade	X	X	X	X	X	X	X	X	X	X	X	X	X	X	X	X	X	X	X	X	X	X
		X	Select / Premium Grade	X	X	X	X	X	X	X	X	X	X	X	X	X	X	X	X	X	X	X	X	X	X
	Hybrid / MDF	X	Natural / Standard Grade	X	X	X	X	X	X	X	X	X	X	X	X	X	X	X	X	X	X	X	X	X	X
	White	X	Select / Premium Grade	X	X	X	X	X	X	X	X	X	X	X	X	X	X	X	X	X	X	X	X	X	X
MAPLE - SOFT		X	Value/Budget/Paint Grade	X	X	X	X	X	X	X	X	X	X	X	X	X	X	X	X	X	X	X	X	X	X
		X	Paint Grade	X	X	X	X	X	X	X	X	X	X	X	X	X	X	X	X	X	X	X	X	X	X
	Curly	X	Natural / Standard Grade	X	X	X	X	X	X	X	X	X	X	X	X	X	X	X	X	X	X	X	X	X	X
	Hybrid / MDF	X	Natural / Standard Grade	X	X	X	X	X	X	X	X	X	X	X	X	X	X	X	X	X	X	X	X	X	X
MDF		X	Paint Grade	X	X	X	X	X	X	X	X	X	X	X	X	X	X	X	X	X	X	X	X	X	X
		X	Value / Budget Grade	X	X	X	X	X	X	X	X	X	X	X	X	X	X	X	X	X	X	X	X	X	X
		X	Natural / Standard Grade	X	X	X	X	X	X	X	X	X	X	X	X	X	X	X	X	X	X	X	X	X	X
		X	Rustic Grade	X	X	X	X	X	X	X	X	X	X	X	X	X	X	X	X	X	X	X	X	X	X
OAK - RED		X	Ultra Rustic Grade	X	X	X	X	X	X	X	X	X	X	X	X	X	X	X	X	X	X	X	X	X	X
	Quarter Sawn	X	Natural / Standard Grade	X	X	X	X	X	X	X	X	X	X	X	X	X	X	X	X	X	X	X	X	X	X
		X	Select / Premium Grade	X	X	X	X	X	X	X	X	X	X	X	X	X	X	X	X	X	X	X	X	X	X
	Quarter Sawn (Heavy Ray/Flake)	X	Natural / Standard Grade	X	X	X	X	X	X	X	X	X	X	X	X	X	X	X	X	X	X	X	X	X	X
OAK - RED/WHITE MIXED		X	Ultra Rustic Grade	X	X	X	X	X	X	X	X	X	X	X	X	X	X	X	X	X	X	X	X	X	X
		X	Natural / Standard Grade	X	X	X	X	X	X	X	X	X	X	X	X	X	X	X	X	X	X	X	X	X	X
		X	Select / Premium Grade	X	X	X	X	X	X	X	X	X	X	X	X	X	X	X	X	X	X	X	X	X	X
	Rift Sawn (Straight Grain)	X	Natural / Standard Grade	X	X	X	X	X	X	X	X	X	X	X	X	X	X	X	X	X	X	X	X	X	X
OAK - WHITE		X	Natural / Standard Grade	X	X	X	X	X	X	X	X	X	X	X	X	X	X	X	X	X	X	X	X	X	X
		X	Select / Premium Grade	X	X	X	X	X	X	X	X	X	X	X	X	X	X	X	X	X	X	X	X	X	X
	Quarter Sawn	X	Natural / Standard Grade	X	X	X	X	X	X	X	X	X	X	X	X	X	X	X	X	X	X	X	X	X	X
	Quarter Sawn (Heavy Ray/Flake)	X	Select / Premium Grade	X	X	X	X	X	X	X	X	X	X	X	X	X	X	X	X	X	X	X	X	X	X
PINE - NORTHERN WHITE		X	Natural / Standard Grade	X	X	X	X	X	X	X	X	X	X	X	X	X	X	X	X	X	X	X	X	X	X
		X	Select / Premium Grade	X	X	X	X	X	X	X	X	X	X	X	X	X	X	X	X	X	X	X	X	X	X
	Quarter Sawn	X	Natural / Standard Grade	X	X	X	X	X	X	X	X	X	X	X	X	X	X	X	X	X	X	X	X	X	X
	Quarter Sawn (Heavy Ray/Flake)	X	Select / Premium Grade	X	X	X	X	X	X	X	X	X	X	X	X	X	X	X	X	X	X	X	X	X	X
POPLAR		X	Natural / Standard Grade	X	X	X	X	X	X	X	X	X	X	X	X	X	X	X	X	X	X	X	X	X	X
		X	Value/Budget/Paint Grade	X	X	X	X	X	X	X	X	X	X	X	X	X	X	X	X	X	X	X	X	X	X
	Calico / Mixed	X	Natural / Standard Grade	X	X	X	X	X	X	X	X	X	X	X	X	X	X	X	X	X	X	X	X	X	X
	Green	X	Select / Premium Grade	X	X	X	X	X	X	X	X	X	X	X	X	X	X	X	X	X	X	X	X	X	X
WALNUT		X	Natural / Standard Grade	X	X	X	X	X	X	X	X	X	X	X	X	X	X	X	X	X	X	X	X	X	X
		X	Paint Grade	X	X	X	X	X	X	X	X	X	X	X	X	X	X	X	X	X	X	X	X	X	X
	White	X	Select / Premium Grade	X	X	X	X	X	X	X	X	X	X	X	X	X	X	X	X	X	X	X	X	X	X
		X	Value / Budget Grade	X	X	X	X	X	X	X	X	X	X	X	X	X	X	X	X	X	X	X	X	X	X
All Reconstituted Veneers - Architectural Grade		X	Natural / Standard Grade	X	X	X	X	X	X	X	X	X	X	X	X	X	X	X	X	X	X	X	X	X	X
		X	Value / Budget Grade	X	X	X	X	X	X	X	X	X	X	X	X	X	X	X	X	X	X	X	X	X	X
		X	Natural / Standard Grade	X	X	X	X	X	X	X	X	X	X	X	X	X	X	X	X	X	X	X	X	X	X
		X	Rustic Grade	X	X	X	X	X	X	X	X	X	X	X	X	X	X	X	X	X	X	X	X	X	X
All Other Wood Species		X	Select / Premium Grade	X	X	X	X	X	X	X	X	X	X	X	X	X	X	X	X	X	X	X	X	X	X
		X	Natural / Standard Grade	X	X	X	X	X	X	X	X	X	X	X	X	X	X	X	X	X	X	X	X	X	X
		X	Value / Budget Grade	X	X	X	X	X	X	X	X	X	X	X	X	X	X	X	X	X	X	X	X	X	X
		X	Rustic Grade	X	X	X	X	X	X	X	X	X	X	X	X	X	X	X	X	X	X	X	X	X	X

Please contact our Customer Support Team to check availability and/or request a quote for species not listed here.

R

Finish Options

Finishing Methods - Stain

Wood Species	Color/Grain		Grade		Topaz		Pearwood	Cappuccino	Saddle Brown	Morel	Field Cherry V3	Wild Cherry V3	Java V3	English Oak V3	Brownstone V3	Athurn V3	Scarlet V3	Stonehenge V3	Nightfall V3
	W	SNW	W	SNW	W	SNW													
AFRORMOSIA			Natural / Standard Grade																
			Select / Premium Grade																
			Value / Budget Grade	X	X	X	X	X	X	X	X	X	X	X	X	X	X	X	X
			Natural / Standard Grade	X	X	X	X	X	X	X	X	X	X	X	X	X	X	X	X
ALDER			Rustic Grade	X	X	X	X	X	X	X	X	X	X	X	X	X	X	X	X
			Select / Premium Grade	X	X	X	X	X	X	X	X	X	X	X	X	X	X	X	X
			Value / Budget Grade	X	X	X	X	X	X	X	X	X	X	X	X	X	X	X	X
			Natural / Standard Grade	X	X	X	X	X	X	X	X	X	X	X	X	X	X	X	X
ASH			Rustic Grade	X	X	X	X	X	X	X	X	X	X	X	X	X	X	X	X
			Select / Premium Grade	X	X	X	X	X	X	X	X	X	X	X	X	X	X	X	X
			Value / Budget Grade	X	X	X	X	X	X	X	X	X	X	X	X	X	X	X	X
			Natural / Standard Grade	X	X	X	X	X	X	X	X	X	X	X	X	X	X	X	X
BAMBOO			Mill Grade	X	X	X	X	X	X	X	X	X	X	X	X	X	X	X	X
			Select / Premium Grade	X	X	X	X	X	X	X	X	X	X	X	X	X	X	X	X
			Value / Budget Grade	X	X	X	X	X	X	X	X	X	X	X	X	X	X	X	X
			Natural / Standard Grade	X	X	X	X	X	X	X	X	X	X	X	X	X	X	X	X
BEECH - EUROPEAN			Mill Grade	X	X	X	X	X	X	X	X	X	X	X	X	X	X	X	X
			Select / Premium Grade	X	X	X	X	X	X	X	X	X	X	X	X	X	X	X	X
			Value / Budget/Paint Grade	X	X	X	X	X	X	X	X	X	X	X	X	X	X	X	X
			Natural / Standard Grade	X	X	X	X	X	X	X	X	X	X	X	X	X	X	X	X
BIRCH			Rustic Grade	X	X	X	X	X	X	X	X	X	X	X	X	X	X	X	X
			Select / Premium Grade	X	X	X	X	X	X	X	X	X	X	X	X	X	X	X	X
			Value / Budget Grade	X	X	X	X	X	X	X	X	X	X	X	X	X	X	X	X
			Natural / Standard Grade	X	X	X	X	X	X	X	X	X	X	X	X	X	X	X	X
BUTTERNUT			Rustic Grade	X	X	X	X	X	X	X	X	X	X	X	X	X	X	X	X
			Value / Budget Grade	X	X	X	X	X	X	X	X	X	X	X	X	X	X	X	X
			Gummy Grade	X	X	X	X	X	X	X	X	X	X	X	X	X	X	X	X
			Natural / Standard Grade	X	X	X	X	X	X	X	X	X	X	X	X	X	X	X	X
CHERRY			Rustic Grade	X	X	X	X	X	X	X	X	X	X	X	X	X	X	X	X
			Select / Premium Grade	X	X	X	X	X	X	X	X	X	X	X	X	X	X	X	X
			Ultra Rustic Grade	X	X	X	X	X	X	X	X	X	X	X	X	X	X	X	X
			Natural / Standard Grade	X	X	X	X	X	X	X	X	X	X	X	X	X	X	X	X
CYPRESS			Paint Grade	X	X	X	X	X	X	X	X	X	X	X	X	X	X	X	X
			Natural / Standard Grade	X	X	X	X	X	X	X	X	X	X	X	X	X	X	X	X
			Rustic Grade	X	X	X	X	X	X	X	X	X	X	X	X	X	X	X	X
			Ultra Rustic Grade	X	X	X	X	X	X	X	X	X	X	X	X	X	X	X	X
ELM - RED			WCI Mill Grade	X	X	X	X	X	X	X	X	X	X	X	X	X	X	X	X
			Value / Budget Grade	X	X	X	X	X	X	X	X	X	X	X	X	X	X	X	X
			Natural / Standard Grade	X	X	X	X	X	X	X	X	X	X	X	X	X	X	X	X
			Value / Budget Grade	X	X	X	X	X	X	X	X	X	X	X	X	X	X	X	X
EUCALYPTUS - RED GRANDIS			Natural / Standard Grade	X	X	X	X	X	X	X	X	X	X	X	X	X	X	X	X
			Rustic Grade	X	X	X	X	X	X	X	X	X	X	X	X	X	X	X	X
			Ultra Rustic Grade	X	X	X	X	X	X	X	X	X	X	X	X	X	X	X	X
			Rustic Grade	X	X	X	X	X	X	X	X	X	X	X	X	X	X	X	X
HICKORY			Ultra Rustic Grade	X	X	X	X	X	X	X	X	X	X	X	X	X	X	X	X
			Rustic Grade	X	X	X	X	X	X	X	X	X	X	X	X	X	X	X	X
			Select / Premium Grade	X	X	X	X	X	X	X	X	X	X	X	X	X	X	X	X
			Value / Budget Grade	X	X	X	X	X	X	X	X	X	X	X	X	X	X	X	X
HYBRID			Rustic Grade	X	X	X	X	X	X	X	X	X	X	X	X	X	X	X	X
			Select / Premium Grade	X	X	X	X	X	X	X	X	X	X	X	X	X	X	X	X
			Value / Budget Grade	X	X	X	X	X	X	X	X	X	X	X	X	X	X	X	X
			Natural / Standard Grade	X	X	X	X	X	X	X	X	X	X	X	X	X	X	X	X
JATOBA			Paint Grade	X	X	X	X	X	X	X	X	X	X	X	X	X	X	X	X
			WCI Mill Grade	X	X	X	X	X	X	X	X	X	X	X	X	X	X	X	X

See Hybrid under Birch, Cherry, Maple and Poplar.

R

Finishing Methods - Stain

Finish Options

Wood Species	Two-Sided (2S) Finishing Options - Stain		Topaz		Pearwood	Cappuccino	Saddle Brown	Morel	Field Cherry V3	Wild Cherry V3	Java V3	English Oak V3	Browstone V3	Auburn V3	Scarlet V3	Stonehenge V3	Nightfall V3
	Color/Grain	Grade	W	SNW													
MAHOOGANY - GENUINE PLANT. MAHOOGANY-MIXED SPECIES		Natural / Standard Grade	X		X				X	X	C	X	X	X	C	X	X
		Value / Budget Grade	X		X				X	X	C	X	X	X	C	X	X
MAHOOGANY - SAPELE		Natural / Standard Grade	X		X				X	X	C	X	X	X	C	X	X
		Select / Premium Grade	X		X				X	X	C	X	X	X	C	X	X
		Natural / Standard Grade	X		X				X	X	C	X	X	X	C	X	X
		Select / Premium Grade	X		X				X	X	C	X	X	X	C	X	X
MAPLE - HARD		Natural / Standard Grade	X		X				X	X	C	X	X	X	C	X	X
		Rustic Grade	X		X				X	X	C	X	X	X	C	X	X
		Natural / Standard Grade	X		X				X	X	C	X	X	X	C	X	X
		Select / Premium Grade	X		X				X	X	C	X	X	X	C	X	X
MAPLE - HARD/SOFT MIXED		Natural / Standard Grade	X		X				X	X	C	X	X	X	C	X	X
		Natural / Standard Grade	X		X				X	X	C	X	X	X	C	X	X
		Value/Budget/Paint Grade	X		X				X	X	C	X	X	X	C	X	X
		Paint Grade	X		X				X	X	C	X	X	X	C	X	X
MAPLE - SOFT		Natural / Standard Grade	X		X				X	X	C	X	X	X	C	X	X
		Wormy Grade	X		X				X	X	C	X	X	X	C	X	X
		Natural / Standard Grade	X		X				X	X	C	X	X	X	C	X	X
		Hybrid / MDF	X		X				X	X	C	X	X	X	C	X	X
MDF		Raw															
OAK - RED/WHITE MIXED		Value / Budget Grade	X		X				X	X	C	X	X	X	C	X	X
		Natural / Standard Grade	X		X				X	X	C	X	X	X	C	X	X
		Rustic Grade	X		X				X	X	C	X	X	X	C	X	X
		Select / Premium Grade	X		X				X	X	C	X	X	X	C	X	X
		Ultra Rustic Grade	X		X				X	X	C	X	X	X	C	X	X
		Rustic Grade	X		X				X	X	C	X	X	X	C	X	X
		Ultra Rustic Grade	X		X				X	X	C	X	X	X	C	X	X
		No Sap	X		X				X	X	C	X	X	X	C	X	X
		Quarter Sawn	X		X				X	X	C	X	X	X	C	X	X
		Quarter Sawn (Heavy Ray/Flake)	X		X				X	X	C	X	X	X	C	X	X
		Rift Sawn (Straight Grain)	X		X				X	X	C	X	X	X	C	X	X
		Rift Sawn (Straight Grain - No QS)	X		X				X	X	C	X	X	X	C	X	X
OAK - WHITE		Natural / Standard Grade	X		X				X	X	C	X	X	X	C	X	X
		Rustic Grade	X		X				X	X	C	X	X	X	C	X	X
		Select / Premium Grade	X		X				X	X	C	X	X	X	C	X	X
		Ultra Rustic Grade	X		X				X	X	C	X	X	X	C	X	X
		Natural / Standard Grade	X		X				X	X	C	X	X	X	C	X	X
		Select / Premium Grade	X		X				X	X	C	X	X	X	C	X	X
		Quarter Sawn	X		X				X	X	C	X	X	X	C	X	X
		Quarter Sawn (Heavy Ray/Flake)	X		X				X	X	C	X	X	X	C	X	X
		Rift Sawn (Straight Grain)	X		X				X	X	C	X	X	X	C	X	X
		Rift Sawn (Straight Grain - No QS)	X		X				X	X	C	X	X	X	C	X	X
		Knotty Grade	X		X				X	X	C	X	X	X	C	X	X
	PINE - NORTHERN WHITE		Natural / Standard Grade	X		X				X	X	C	X	X	X	C	X
		Value/Budget/Paint Grade	X		X				X	X	C	X	X	X	C	X	X
		Natural / Standard Grade	X		X				X	X	C	X	X	X	C	X	X
		Select / Premium Grade	X		X				X	X	C	X	X	X	C	X	X
POPLAR		Calico / Mixed	X		X				X	X	C	X	X	X	C	X	X
		Green	X		X				X	X	C	X	X	X	C	X	X
		Hybrid / MDF	X		X				X	X	C	X	X	X	C	X	X
		White	X		X				X	X	C	X	X	X	C	X	X
WALNUT		Select / Premium Grade	X		X				X	X	C	X	X	X	C	X	X
		Value / Budget Grade	X		X				X	X	C	X	X	X	C	X	X
		Natural / Standard Grade	X		X				X	X	C	X	X	X	C	X	X
		Rustic Grade	X		X				X	X	C	X	X	X	C	X	X
All Reconstituted Veneers - Architectural Grade		Select / Premium Grade	X		X				X	X	C	X	X	X	C	X	X
		Value / Budget Grade	X		X				X	X	C	X	X	X	C	X	X
		Natural / Standard Grade	X		X				X	X	C	X	X	X	C	X	X
		Select / Premium Grade	X		X				X	X	C	X	X	X	C	X	X
All Other Wood Species		Natural / Standard Grade	X		X				X	X	C	X	X	X	C	X	X
		Rustic Grade	X		X				X	X	C	X	X	X	C	X	X

Please contact our Customer Support Team to check availability and/or request a quote for species not listed here.

R

Primed Only for Paint

Primed Only for Paint: A finish composed of solid color pigments mixed with a primer base.

- The first coat of this finish is applied and allowed adequate time to dry.
- Product is then lightly scuff sanded and inspected for defects.
- If found, defects are filled with an interior/exterior paintable wood filler and the product is lightly scuff sanded again.
- The second coat of primer is then applied and allowed time to dry before being packaged and shipped.
- When finishing the product yourself with our finish material, it can be helpful to apply a separate primer coat to profiled areas of MDF.
- Be sure to allow adequate time to dry and scuff sand in between coats.

Option 1: Catalyzed Primer (for use with customer applied paint/top coat requiring catalyst)

- When ordering products that are Primed Only For Paint, WalzCraft prefers to use a solvent based post catalyzed primer.
- This enables customers to use a solvent based post catalyzed paint over the post catalyzed primer WalzCraft applied to achieve the highest quality finish.
- Your final layer of finish *must* be compatible with WalzCraft's post acid catalyzed conversion varnish primer.
- This Primed Only for Paint finish is not compatible with pre-catalyzed products, as it requires a post catalyzed formulation.
- Available in all of WalzCraft's standard SolidTone® colors.

Option 2: Non-Catalyzed Primer (for use with customer applied paint/top coat not requiring catalyst or for paint/top coat that is pre-catalyzed)

- If applying your own paint/top coat over WalzCraft's Primed Only for Paint finish, we also offer the application of a Universal Primer.
- The universal primer is formulated to perform better (offer better adhesion) when used with a non-catalyzed or a pre-catalyzed finish.
- This Primed Only for Paint finish is a non-catalyzed product.
- Only available in white or gray.

Note: Please inform WalzCraft of your intentions when ordering a Primed Only for Paint finish so we can apply the appropriate primer.

- See all applicable order forms.
- If applying a solvent based paint/top coat yourself that requires you to add a catalyst, please select:
 - "Primed Only for Customer Applied paint requiring catalyst".
- If applying a paint/top coat yourself that does not require a catalyst, or is a pre-catalyzed finish, please select:
 - "Primed Only for Customer Applied paint not requiring catalyst".

SolidTone® (Paint) Finish (ST)

A SolidTone® (Paint) finish is composed of solid color pigments mixed with topcoat. An initial coat of primer is applied and allowed adequate time to dry. The product is then lightly scuff sanded and inspected for defects. If found, defects are filled and the product is lightly scuff sanded again. A second coat of primer is then applied. After drying, the product is scuff sanded and then receives a coat of solid color.

Note: If finishing the product yourself with our finish material, it can be helpful to apply a separate primer coat to profiled areas of MDF panels prior to applying the coat of solid color (be sure to allow adequate time to dry and scuff sand in between coats). Spray equipment and mixing product properly are factors that influence the final outcome. This process should only be attempted by an "experienced" finisher.

SolidTone® Plus Finish (STP)

A SolidTone® Plus finish includes everything that the SolidTone® finish does, then adds a clear (*no color*) top coat for an extra layer of protection and durability. The application of this clear (*no color*) finish will change the appearance slightly. Because of this, WalzCraft strongly recommends that final decisions regarding the selection of a color, and the application of this clear (*no color*) top coat, should always be made by viewing finished color block samples. See **Section T.1** for more information on finished color block samples. Spray equipment and mixing product properly are factors that influence the final outcome. This process should only be attempted by an "experienced" finisher.

SolidTone® WoodGrain Finish (STWG)

The SolidTone® WoodGrain finish is available in all SolidTone® colors on Ash, Hickory and Red & White Oak (excluding Quarter Sawn). The finish process is the same as that above for SolidTone® colors, minus the primer. This finish allows the grain of the wood to show through and be visible. This process should only be attempted by an "experienced" finisher.

SolidTone® and SolidTone® WoodGrain Colors

Classic White *	Sand Dollar	Agave	Stone Gray	Saffron *
Dove White *	Oatmeal *	Oasis	Moonlight	Midnight Blue
Pearl *	Taupe *	Lakeview *	Sundown	Cranberry
Linen *	Sandstone *	Medium Gray	Slate	
Eggshell *	Milky Way	Rain Cloud	Ebony	
Butter *	Lighthouse	Flagstone	Black	
Vanilla *	Sage *	Castle Gray	Espresso	
Soft Yellow *	Olive *	City Gray	Morning Dew	
Tan *	Spruce *	Dark Gray	Hunter Green	

* = SolidTone® Colors approved for a "Dusted Glaze Method" and "Stiff Straight Brush Look Glaze Method".

Please see the **Glaze Compatibility Chart** on our website: [Resources/Technical Information](#) for SolidTone®/Glaze combination options.

Continued on next page...

► For PRICING ► See Section R.2 in our current Wholesale Pricing Catalog.



MDF vs. Solid Maple with a SolidTone® Finish

MDF is highly recommended for painting and for use with our SolidTone® colors. MDF is very stable and does not incur the same seasonal expansion and contraction issues that can develop at the joints on hardwood doors, such as hairline cracks. If a hardwood door is preferred, for the best results we recommend ordering paint grade Maple for your stiles and rails with an MDF center panel (Hybrid). With MDF center panels you will avoid the potential for variances in stave thickness or sunken glue joints due to expansion and contraction. When using solid wood, maple is recommended due to the natural characteristics of this wood species, the grain is less likely to show through after painting. Paint Grades of Birch, Cherry or Poplar are also options.

Ordering & Pricing Notes: Finish Methods - SolidTone®

Ordering Guidelines

1	Order Forms	Applicable order forms will include spaces to indicate your chosen finish options.
		When ordering a SolidTone® Plus finish, please indicate "SolidTone® Plus" in the <i>Special Instructions</i> column on the order form.
		For ordering Finish Material only, please use <i>Molding & Miscellaneous Order Form (E•Z Form #5)</i> .

Pricing

1	Pricing	Please see <i>Section R.2</i> of our current Wholesale Pricing Catalog .
---	---------	---

Technical Notes: Finish Methods - SolidTone®

Finish Options (Chapter R)

1	Color Options	SolidTone® color options can be viewed on our website at: www.WalzCraft.com . <i>Note: Actual product color and detail may vary due to individual computer preferences and monitor settings.</i>
2	One-Sided (1S) Finishing	<p>Paintable laminate, HDF and MDF in thicknesses up to and including ¾", will be considered one sided (1S) product.</p> <ul style="list-style-type: none"> • <u>One sided product will be finished on the face only.</u> • <u>No edges will be finished.</u> • Minimal over spray onto the edges and back of product will be considered acceptable.
3	Two-Sided (2S) Finishing	<p>Doors, drawer fronts, wainscot panels, valances, knick knack shelves, moldings, and MDF ½" thick or greater, will be considered two sided (2S) product.</p> <ul style="list-style-type: none"> • <u>Items like doors and drawer fronts will be finished on the face, back and all four edges.</u> • <u>MDF panels ½" thick or greater will be finished on the face and back only.</u> <ul style="list-style-type: none"> ◦ <u>No edges will be finished.</u> ◦ Minimal over spray onto the edges of product will be considered acceptable. <p>If you require raw MDF panels that are finished on the face, back and all four edges, please order as door style 500 (<i>Section V.1</i>), or as door style 60 with edgeband options EBT102 or EBT103 (<i>Section B.10</i>).</p>
4	Sheen - SolidTone® and SolidTone® WoodGrain (Gloss Units)	<p>All finishes have what is called a Sheen or Gloss. This refers to the amount of light that is reflected back to the eye of the viewer. The greater the light reflected back, the higher the Sheen or Gloss.</p> <ul style="list-style-type: none"> • Within the finish industry there are some common terms used to describe this amount of reflectivity, terms such as Matte, Flat, Low Sheen, Eggshell, Semi-Gloss, Gloss and High Gloss. But not all companies use the same terminology in the same manner. What one company labels as Flat may be a Low Sheen to another. A Semi-Gloss to one could be a Gloss to someone else. • Because of this difference, the Master Painters Institute (MPI) came up with a way to measure this reflectivity known as "Gloss Units", which can range from 0 to 100 units (or degrees). WalzCraft has chosen to use this measurable figure of reflection based on MPI's scale. • To help further clarify, WalzCraft has chosen to describe the sheen ranges like this: <ul style="list-style-type: none"> ◦ Flat: 0-10 Degree Sheen (Gloss Units) ◦ Satin: 11-40 Degree Sheen (Gloss Units) ◦ Semi-Gloss: 41-70 Degree Sheen (Gloss Units) ◦ High Gloss: 71-100 Degree Sheen (Gloss Units) <p>15 Degree (+/- 3 degrees) is the standard sheen for all WalzCraft products finished with a SolidTone® finish or a SolidTone® WoodGrain finish.</p> <p>To increase the amount of reflectivity you need to increase the gloss units. By special request, WalzCraft will consider other sheens between 15 and 50 degrees. Please contact our Customer Support Team.</p>
5	Cleaning Pre-Finished Product	For the cleaning of products pre-finished by WalzCraft, we recommend wiping the surface with a cloth using a mixture of mild detergent (ex: Dawn Dish Soap) and warm water, being certain to wipe off any excess cleaner/water with a dry cloth.
6	Touch-Ups/Filler Putty	For minor touch-ups and repairs on products prefinished by WalzCraft or products finished with WalzCraft finish material, we recommend using products from Konig - North America. You can visit their website at www.KonigTouchUp.com . We also recommend Minwax putty, which can be found in many home improvement and hardware stores.
7	Custom Colors	Custom colors are SolidTone® colors other than those listed in this catalog. Custom color orders require that a "color match" sample and a "job quote" be approved prior to production. See next page for details concerning the color developing procedure.

Continued on next page...

► For PRICING ► See Section R.2 in our current Wholesale Pricing Catalog.

Technical Notes: Finish Methods - SolidTone®...continued

Finish Options (Chapter R)...continued

8	Custom Color Developing Procedure	<p>As previously stated, all custom color jobs require that a color match sample be approved prior to being released for production. We will need a color sample submitted by the customer, like a door, drawer front or piece of trim, so we can develop a match. WalzCraft will produce two 12"W x 15"H [304.8mm x 381.0mm] sample doors that are primed, sealed and top coated to match your sample. One of the doors will be sent to the customer for approval, the other will be retained by WalzCraft for matching when the actual job is finished.</p> <ul style="list-style-type: none"> • Due to the approval process, please allow for a longer than normal wait-time. • While developing the custom match, we reserve the right to use a stock primer color that we feel to be an approximate match to the final topcoat color. • WalzCraft will keep the WalzCraft produced custom color match-to sample for a period of one year from the date of customer approval.
9	Custom SolidTone® Color Matching for Sherwin Williams and Benjamin Moore Colors	<p>WalzCraft offers custom SolidTone® color matching to most Sherwin Williams and / or Benjamin Moore paint colors. Simply contact our Customer Support Team and provide us with the name of the paint vendor (ie: Sherwin Williams or Benjamin Moore) and their paint chip color name and number. Matching to one of these major retailer's "paint chips" can help to provide a time savings during the custom color matching process because we do not have to wait to receive a physical "match to" sample.</p> <ul style="list-style-type: none"> • You will be required to sign off on a job quote prior to WalzCraft beginning the color matching process. Once WalzCraft has formulated the custom SolidTone® color, we will provide you with a custom color match sample for your approval prior to the job being released for production. • Due to the approval process, please allow for a longer than normal wait-time. • While developing the custom match, we reserve the right to use a stock primer color that we feel to be an approximate match to the final topcoat color. • WalzCraft will keep the WalzCraft produced custom color match-to sample for a period of one year from the date of customer approval.
10	Miscellaneous Accent Items	<p>Miscellaneous Accent items such as Appliance Garages, Posts, Balusters, etc. may be finished to match your order.</p> <p>Our goal is to provide the best possible color match, however, the manufacturing and sanding processes used by the source providing your materials may affect the finished color.</p> <p>WalzCraft will not be liable for color match on products finished by the consumer. Replacement of product due to your application of the finishing materials will be your sole responsibility.</p>
11	Purchasing Finish Material	<p>WalzCraft sells our standard colors of SolidTone® primer and SolidTone® topcoat material by the ½ pint, pint, quart and gallon. All finishing materials, including glaze, have a 6 month shelf life and are intended to be sprayed. All SolidTone® finish material will come to you Ready to Catalyze and Spray (RTCS). Materials have thinner already added. The actual contents of the gallon container will be between 118 and 128 fluid ounces. Please refer to the application instructions for more information. Application instructions will be provided with the finishing materials at no additional charge. To inquire on the proper equipment to use for spraying our products, please contact your local commercial finishing equipment retailer.</p> <ul style="list-style-type: none"> • When purchasing WalzCraft's SolidTone® material with the intent of applying a SolidTone® finish, you must also purchase the required amount of primer material and catalyst. • If purchasing SolidTone® material for a SolidTone® WoodGrain application, the SolidTone® material can be purchased without the need to purchase primer material but you will still need the required amount of catalyst. Please indicate that you will be using the SolidTone® material for a SolidTone® WoodGrain application. • WalzCraft's solvent based primer can be purchased on an individual basis, but will still need the required amount of catalyst. • The catalyst that WalzCraft sells has been carefully formulated to work with our finishes, and therefore is the only catalyst we recommend. • For easy and accurate measurement and mixing of WalzCraft finish material, we recommend using E-Z Mix® Mixing Cups. The cups are clearly marked in ounces and milliliters, have various sizes for different project needs and are reusable. You can visit their website at www.ezmix.com.
11	Purchasing Finish Material	<p>Custom SolidTone® colors are also available for purchase. When ordering a custom matched color of SolidTone® Primer, or SolidTone® Topcoat, the minimum order quantity of each is one gallon. This minimum quantity is required to assure the accuracy of the color match. When a custom SolidTone® color is mixed, the smallest quantity that can be mixed to attain a precise color is one gallon. Please note that when purchasing a gallon of these materials, the actual contents of the gallon will be between 118 and 128 fluid ounces, depending upon how much pigment was needed to attain the color match.</p> <ul style="list-style-type: none"> • If you only require a quart of a Custom Primer or SolidTone® color, and WalzCraft is using that same color to finish custom components for you, we may have enough material on hand to fill the order. Please contact our Customer Support Team, we will check the inventory and advise whether or not we can fill the order in a quart quantity. <p>Due to California state law, WalzCraft can not ship solvent based finish materials (ie: cans of SolidTone®, clear sealer, clear topcoat or catalyst) to California-CA. We also can not ship solvent based finish material to Alaska-AK or Hawaii-HI, as they are not part of the contiguous United States and cannot be shipped via air (airplane).</p>
12	Shipping Hazardous Materials via Air	<p>Airline regulations prohibit us from shipping hazardous materials via air.</p>

Continued on next page...



Technical Notes: Finish Methods - SolidTone®...continued

Finish Options (Chapter R)...continued

13	Sanding over a “Primed Only for Paint” Finish	<p>When applying any finish over a surface that WalzCraft has applied primer to, sanding is <u>very important</u>.</p> <ul style="list-style-type: none"> • Using 320 grit sandpaper or a sanding pad, thoroughly scuff sand all surfaces to be coated. • Painting must be done the same day (within 8 hours) of the sanding process (or be re-seal sanded), which allows for a mechanical bond and reduces the chances of inter-coat adhesion failures. • When painting over a surface that WalzCraft has applied primer to, with a coating that you are unfamiliar with, it is mandatory that you test the product on a sample piece first to ensure you are getting the desired result.
14	Painting over a “Primed Only for Paint” Finish	<p>Catalyzed Primer: For Use With Customer Applied Paint/Top Coat Requiring Catalyst - When ordering products that are “Primed Only For Paint”, WalzCraft prefers to use a solvent based Post Catalyzed Primer. This enables customers to use a solvent based Post Catalyzed Paint over the Post Catalyzed Primer WalzCraft applied to achieve the highest quality finish. WalzCraft only recommends using a Post Catalyzed Paint over the Post Catalyzed Primer WalzCraft applied. If using any other type of topcoat material, the user assumes all risks. Compatibility of any other finish being applied over the Post Catalyzed Primer that WalzCraft applied should be verified with the manufacturer of that finish.</p> <p>Non-Catalyzed Primer: For Use With Customer Applied Paint/Top Coat Not Requiring Catalyst - If you plan on applying your own paint/top coat over a WalzCraft “Primed Only for Paint” finish, we also offer the application of a Universal Primer formulated to perform better (offers better adhesion) when used with a non-catalyzed finish.</p> <p>Please inform WalzCraft of your intentions when ordering a “Primed Only for Paint” finish so we can apply the appropriate primer. See all applicable order forms.</p> <ul style="list-style-type: none"> • If applying a solvent based paint/top coat yourself that requires a catalyst, please select: <ul style="list-style-type: none"> ◦ “Primed Only for Customer Applied paint requiring catalyst”. • If applying a paint/top coat yourself that does not require a catalyst, please select: <ul style="list-style-type: none"> ◦ “Primed Only for Customer Applied paint not requiring catalyst”.
15	<p>Primed Only/Paint & SolidTone®:</p> <ul style="list-style-type: none"> • MDF • Hybrid Material • Solid Wood 	<p>The process of applying “Primed only for Paint” and SolidTone® colors to solid wood panels can sometimes allow the glue lines (when present) to be easily seen. These are sometimes referred to as sunken glue joints. Because of this quality concern, WalzCraft only offers “Primed only for Paint” & SolidTone® colors on the following materials: Solid MDF, MDF - MR (Moisture Resistant), NAF, Raw or Hybrid material. This applies to all products that would potentially have a component, like a center panel, that would have a glue-up if it were to be made from solid wood. Example: Raised Panel doors (Style 10), Solid Wood Slab doors (Style 1270), Center Panel Only material (CPO), Glued-Up Panels (GUP), Raised Panel Range Hoods, etc.</p> <p>Solid Wood Slab Drawer Fronts (ie: 34SQA*, 1270*, RP) along with narrower stock, with or without glue-ups, such as face frame components, profiled stock, moldings, stiles & rails, etc. can still be made from solid wood.</p> <ul style="list-style-type: none"> • Other products included in this would be as follows: <ul style="list-style-type: none"> ◦ Valances (<i>M.1</i>) ◦ Shelf Support Assemblies (<i>M.6</i>) ◦ Column Wraps - Square (<i>O.5</i>) ◦ Keystones (<i>M.4</i>) ◦ Cabinet Hutch End Panels (<i>M.7</i>) ◦ Plinth Blocks (<i>O.6</i>) ◦ Knick Knack Shelves (<i>M.5</i>) ◦ Fluted Moldings (<i>O.4</i>) <p>Dovetail drawer boxes with a “Primed Only for Paint” or SolidTone® finish will also be made from solid wood only.</p> <p>A Hybrid door is made from solid wood stiles and rails with an MDF or MDF - MR (Moisture Resistant), NAF, Raw center panel. The wood species available as a hybrid are Birch, Cherry, Maple and Poplar.</p> <ul style="list-style-type: none"> • For the best results we recommend ordering Maple. Due to the natural characteristics of this wood species, the grain is less likely to show through after painting. • When painting cherry, no attempt will be made to conceal any of the naturally occurring characteristics that may be present, including but not limited to pin knots and gum pockets. Please note that if not sealed properly, gum pockets may bleed through your finish. <p>Note: WalzCraft will allow solid wood center panels to have a SolidTone® finish when a Rub Through (<i>Section R.4</i>) or Distressing (<i>Section G.14</i>) option is chosen.</p>
16	Refacing with SolidTone® Finish/Color	<p>Sheet Stock options available for refacing with a SolidTone® Finish/Color:</p> <ul style="list-style-type: none"> • Paintable Laminate (Non-Adhesive Back and PSA - Peel & Stick Back). • ½" HDF and ¼" MDF & ¼" MDF - MR (Moisture Resistant), NAF, Raw. <p>Note: Non-Adhesive Back and PSA (Peel & Stick) Back Paintable Laminate with a SolidTone® Finish /Color are available in RCSS only. Includes all sizes (4'x8' [1219.2mm x 2438.4mm], 2'x8' [609.6mm x 2438.4mm], 4'x4' [1219.2mm x 1219.2mm], 2'x4' [609.6mm x 1219.2mm], 24"x32" [609.6mm x 812.8mm]).</p>
16	Refacing with SolidTone® WoodGrain Finish/Color	<p>Sheet Stock options available for refacing with a SolidTone® WoodGrain Finish/Color:</p> <ul style="list-style-type: none"> • Non-Adhesive Resin Back Veneer & PSA (Peel & Stick) Wood Back Veneer. • ½" and ¼" Plywood (Veneer Core and MDF Core). <p>Note: When applying a SolidTone® WoodGrain Finish/Color to PSA (Peel & Stick) Wood Back Veneer, the only RCSS that are available will be 4'x4' [1219.2mm x 1219.2mm], 2'x8' [609.6mm x 2438.4mm], 2'x4' [609.6mm x 1219.2mm] and 24"x32" [609.6mm x 812.8mm].</p>

Continued on next page...

► For PRICING ► See Section R.2 in our current Wholesale Pricing Catalog.

Technical Notes: Finish Methods - SolidTone®...continued

Finish Options (Chapter R)...continued

17	<u>SolidTone® on Wood Veneer Not Recommended</u>	<p>The process of applying SolidTone® colors to wood veneer products can sometimes expose small cracks in the surface veneer. Because of this quality concern, for any sheet stock product that is 1/8" thick or greater, when the finish is to be SolidTone®, WalzCraft highly recommends using raw HDF or raw MDF. For sheet stock product less than 1/8" thick, we recommend our paintable laminate when using a SolidTone® finish.</p> <ul style="list-style-type: none"> • If you choose to use a wood veneer sheet stock product with a SolidTone® finish, upcharges will apply. <ul style="list-style-type: none"> ◦ Available in the following RCSS only: 4'x4' [1219.2mm x 1219.2mm], 2'x8' [609.6mm x 2438.4mm], 2'x4' [609.6mm x 1219.2mm], 24"x32" [609.6mm x 812.8mm]. • There will be no warranty against cracking or splitting of the veneer when SolidTone® is applied. <p>• Upcharges will not apply to veneered style 60 doors, however, EBT102 or EBT103 is recommended when applying a SolidTone® finish (Chapter B).</p> <p>• Upcharges will not apply to 1/4" flat panel doors with wood veneer center panels, however, a hybrid wood species is recommended when applying a SolidTone® finish (Chapter B).</p>
----	--	--

Wood Species Options (Chapter S)

1	Quarter Sawn	<p>The process of applying a SolidTone® or painted finish, a SolidTone® WoodGrain finish or a Primed Only for Paint finish has a high probability of masking characteristics in some wood species. Due to the nature of this material, WalzCraft does not recommend applying these to Red or White Oak in a Quarter Sawn cut.</p>
---	--------------	---

See following pages for Wood Species / Finish Color Availability →

► **For PRICING** ► See Section **R.2** in our current Wholesale Pricing Catalog.

Finish Options

Finishing Methods - Primed Only for Paint

R

Primed Only for Paint - Two-Sided (2S) Finishing Costs per Square Foot

Wood Species	Color/Grain	Grade	Catalyzed Primer - Standard Colors			Catalyzed Primer Matching Solid Tone® Colors	Non-Catalyzed Primer	
			Classic White	Medium Gray	Dark Gray		White	Gray
AFORMOSIA		Natural / Standard Grade						
		Select / Premium Grade						
		Value / Budget Grade						
		Natural / Standard Grade						
ALDER		Rustic Grade						
		Select / Premium Grade						
		Value / Budget Grade						
		Natural / Standard Grade						
ASH		Rustic Grade						
		Select / Premium Grade						
		Value / Budget Grade						
		Natural / Standard Grade						
BEECH - EUROPEAN		Rustic Grade						
		Select / Premium Grade						
		Value / Budget/Paint Grade	X	X	X	X	X	X
		Natural / Standard Grade	X	X	X	X	X	X
BIRCH		Rustic Grade						
		Select / Premium Grade						
		Value / Budget Grade						
		Natural / Standard Grade						
BUTTERNUT		Rustic Grade						
		Select / Premium Grade						
		Value / Budget Grade						
		Natural / Standard Grade						
CHERRY		Rustic Grade						
		Select / Premium Grade						
		Value / Budget Grade						
		Natural / Standard Grade						
CYPRESS		Rustic Grade						
		Select / Premium Grade						
		Value / Budget Grade						
		Natural / Standard Grade						
ELM - RED		Rustic Grade						
		Select / Premium Grade						
		Value / Budget Grade						
		Natural / Standard Grade						
EUCALYPTUS - RED GRANDIS		Rustic Grade						
		Select / Premium Grade						
		Value / Budget Grade						
		Natural / Standard Grade						
HICKORY		Rustic Grade						
		Select / Premium Grade						
		Value / Budget Grade						
		Natural / Standard Grade						
HYBRID		Rustic Grade						
		Select / Premium Grade						
		Value / Budget Grade						
		Natural / Standard Grade						
JATоба		Rustic Grade						
		Select / Premium Grade						
		Value / Budget Grade						
		Natural / Standard Grade						

See Hybrid under Birch, Cherry, Maple and Poplar.



Finishing Methods - Primed Only for Paint

Finish Options

Primed Only for Paint - Two-Sided (2S) Finishing Costs per Square Foot		Catalyzed Primer - Standard Colors					Catalyzed Primer		Non-Catalyzed Primer	
Wood Species	Color/Grain	Grade	Classic White	Medium Gray	Dark Gray	Matching Solid Tone® Colors	White	Gray		
MAHOAGANY - GENUINE PLANT: MAHOAGANY-MIXED SPECIES		Natural / Standard Grade								
		Value / Budget Grade								
MAHOAGANY - SAPELE		Natural / Standard Grade								
		Select / Premium Grade								
	Quarter Sawn	Natural / Standard Grade								
		Natural / Standard Grade	X	X	X	X	X	X	X	X
MAPLE - HARD		Rustic Grade								
		Natural / Standard Grade								
	Birds Eye	Select / Premium Grade								
	Calico / Mixed Hybrid / MDF (Straight Grain) White	Natural / Standard Grade	X	X	X	X	X	X	X	X
MAPLE - HARD/SOFT MIXED		Select / Premium Grade								
		Value/Budget/Paint Grade	X	X	X	X	X	X	X	X
MAPLE - SOFT		Paint Grade	X	X	X	X	X	X	X	X
		Natural / Standard Grade								
		Wormy Grade								
	Curly	Natural / Standard Grade	X	X	X	X	X	X	X	X
MDF		Hybrid / MDF	X	X	X	X	X	X	X	X
		Raw	X	X	X	X	X	X	X	X
OAK - RED/WHITE MIXED		MR, NAF, Raw	X	X	X	X	X	X	X	X
		Value / Budget Grade								
OAK - RED		Natural / Standard Grade								
		Rustic Grade								
		Select / Premium Grade								
		Ultra Rustic Grade								
		Rustic Grade								
		Ultra Rustic Grade								
		No Sap								
		Quarter Sawn	Natural / Standard Grade							
		Quarter Sawn (Heavy Ray/Flake)	Select / Premium Grade							
		Rift Sawn (Straight Grain)	Natural / Standard Grade							
OAK - WHITE		Rift Sawn (Straight Grain - No QS)								
		Natural / Standard Grade								
		Rustic Grade								
		Select / Premium Grade								
		Ultra Rustic Grade								
		Natural / Standard Grade								
		Quarter Sawn	Natural / Standard Grade							
		Quarter Sawn (Heavy Ray/Flake)	Select / Premium Grade							
		Rift Sawn (Straight Grain)	Natural / Standard Grade							
		Rift Sawn (Straight Grain - No QS)	Natural / Standard Grade							
PINE - NORTHERN WHITE		Rustic Grade								
		Select / Premium Grade								
		Ultra Rustic Grade								
		Natural / Standard Grade								
POPLAR		Select / Premium Grade								
		Ultra Rustic Grade								
		Natural / Standard Grade								
	Calico / Mixed Green	Natural / Standard Grade	X	X	X	X	X	X	X	X
WALNUT		Hybrid / MDF	X	X	X	X	X	X	X	X
		White	X	X	X	X	X	X	X	X
All Reconstituted Veneers - Architectural Grade		Select / Premium Grade								
		Value / Budget Grade								
		Natural / Standard Grade								
		Rustic Grade								
All Other Wood Species		Select / Premium Grade								
		No Sap								
		Rustic Grade								

Please contact our Customer Support Team to check availability and/or request a quote for species not listed here.

R

Finish Options

Finishing Methods - SolidTone®

R

SolidTone® - Two-Sided (2S) Finishing Costs per Square Foot

Wood Species	Color/Grain		Grain	Classic White	Dove White	Pearl	Linen	Eggshell	Butter	Vanilla	Soft Yellow	Tan	Sand Dollar	Oatmeal	Taupe	Sandstone
	Color/Grain	Grain														
AFORMOSIA		Natural / Standard Grade														
		Select / Premium Grade														
ALDER		Value / Budget Grade														
		Natural / Standard Grade														
		Rustic Grade														
		Select / Premium Grade														
ASH		Value / Budget Grade														
		Natural / Standard Grade														
		Rustic Grade														
		Select / Premium Grade														
BEECH - EUROPEAN	Brown	Select / Premium Grade														
	Calico / Mixed	Select / Premium Grade														
	White	Select / Premium Grade														
	Steamed	Select / Premium Grade														
BIRCH	Calico / Mixed	Select / Premium Grade														
	Hybrid / MDF	Natural / Standard Grade		X	X	X	X	X	X	X	X	X	X	X	X	X
	Red	Value/Budget/Paint Grade		X	X	X	X	X	X	X	X	X	X	X	X	X
	White	Natural / Standard Grade		X	X	X	X	X	X	X	X	X	X	X	X	X
BUTTERNUT	No Sap	Rustic Grade														
		Value / Budget Grade														
		Gummy Grade														
		Natural / Standard Grade														
CHERRY	Calico / Mixed	Rustic Grade														
	Hybrid / MDF	Select / Premium Grade														
		Ultra Rustic Grade														
		Natural / Standard Grade		X	X	X	X	X	X	X	X	X	X	X	X	X
CYPRESS	No Sap	Paint Grade														
		Natural / Standard Grade														
		Rustic Grade														
		Ultra Rustic Grade														
ELM - RED	No Sap (Straight Grain)	Natural / Standard Grade														
		WCI Mill Grade														
		Value / Budget Grade														
		Natural / Standard Grade														
EUCALYPTUS - RED GRANDIS		Value / Budget Grade														
		Natural / Standard Grade														
		Rustic Grade														
		Ultra Rustic Grade														
HICKORY	Brown	Rustic Grade														
	Calico / Mixed	Select / Premium Grade														
	White	Rustic Grade														
	Solid Wood SR / MDF CP	Select / Premium Grade														
JATоба		Paint Grade														
		Value / Budget Grade														
		WCI Mill Grade														

See Hybrid under Birch, Cherry, Maple and Poplar.



Finishing Methods - SolidTone®

Finish Options

Wood Species	Color/Grain	Grade	Classic White	Dove White	Pearl	Linen	Eggshell	Butter	Vanilla	Soft Yellow	Tan	Sand Dollar	Oatmeal	Taupe	Sandstone
MAHOAGANY - GENUINE PLANT; MAHOAGANY-MIXED SPECIES		Natural / Standard Grade													
		Value / Budget Grade													
MAHOAGANY - SAPELE		Natural / Standard Grade													
		Select / Premium Grade													
	Quarter Sawn	Natural / Standard Grade	X	X	X	X	X	X	X	X	X	X	X	X	X
		Rustic Grade													
MAPLE - HARD		Natural / Standard Grade													
		Select / Premium Grade													
	Birds Eye	Natural / Standard Grade													
	Calico / Mixed	Select / Premium Grade													
MAPLE - HARD/SOFT MIXED		Natural / Standard Grade	X	X	X	X	X	X	X	X	X	X	X	X	X
		Select / Premium Grade													
	Hybrid / MDF	Value/Budget/Paint Grade	X	X	X	X	X	X	X	X	X	X	X	X	X
		Paint Grade	X	X	X	X	X	X	X	X	X	X	X	X	X
MAPLE - SOFT		Natural / Standard Grade													
		Wormy Grade													
	Curly	Natural / Standard Grade													
	Hybrid / MDF	Natural / Standard Grade	X	X	X	X	X	X	X	X	X	X	X	X	X
MDF	Raw	Paint Grade	X	X	X	X	X	X	X	X	X	X	X	X	X
	MR, NAF, Raw	Paint Grade	X	X	X	X	X	X	X	X	X	X	X	X	X
OAK - RED		Value / Budget Grade													
		Natural / Standard Grade													
		Rustic Grade													
		Select / Premium Grade													
		Ultra Rustic Grade													
		Rustic Grade													
		Ultra Rustic Grade													
		No Sap													
		Quarter Sawn	Natural / Standard Grade												
		Quarter Sawn (Heavy Ray/Flake)	Select / Premium Grade												
		Rift Sawn (Straight Grain)	Natural / Standard Grade												
	OAK - WHITE		Rift Sawn (Straight Grain - No QS)												
		Natural / Standard Grade													
		Rustic Grade													
		Select / Premium Grade													
		Ultra Rustic Grade													
		Natural / Standard Grade													
		Select / Premium Grade													
		Ultra Rustic Grade													
		Natural / Standard Grade													
		Select / Premium Grade													
		Ultra Rustic Grade													
PINE - NORTHERN WHITE			Natural / Standard Grade												
		Value/Budget/Paint Grade	X	X	X	X	X	X	X	X	X	X	X	X	X
		Natural / Standard Grade	X	X	X	X	X	X	X	X	X	X	X	X	X
		Select / Premium Grade													
POPLAR		Calico / Mixed													
		Green													
		Hybrid / MDF	X	X	X	X	X	X	X	X	X	X	X	X	X
		White	X	X	X	X	X	X	X	X	X	X	X	X	X
WALNUT		Select / Premium Grade													
		Value / Budget Grade													
		Natural / Standard Grade													
		Rustic Grade													
All Reconstituted Veneers - Architectural Grade		Select / Premium Grade													
		Natural / Standard Grade													
All Other Wood Species		Rustic Grade													
		Natural / Standard Grade													

Please contact our Customer Support Team to check availability and/or request a quote for species not listed here.

R

Finish Options

Finishing Methods - SolidTone®

R

SolidTone® - Two-Sided (2S) Finishing Costs per Square Foot

Wood Species **Color/Grain** **Grade**

Wood Species	Color/Grain	Grade	Milky Way	Lighthouse	Sage	Olive	Spruce	Agave	Oasis	Lakeview	Medium Gray	Rain Cloud	Flagstone	Castle Gray	City Gray
AFROMOSIA		Natural / Standard Grade													
		Select / Premium Grade													
		Value / Budget Grade													
		Natural / Standard Grade													
ALDER		Rustic Grade													
		Select / Premium Grade													
		Value / Budget Grade													
		Natural / Standard Grade													
ASH		Rustic Grade													
		Select / Premium Grade													
		Value / Budget Grade													
		Natural / Standard Grade													
BEECH - EUROPEAN		Rustic Grade													
		Select / Premium Grade													
		Value/Budget/Paint Grade	X	X	X	X	X	X	X	X	X	X	X	X	X
		Natural / Standard Grade	X	X	X	X	X	X	X	X	X	X	X	X	X
BIRCH		Rustic Grade													
		Select / Premium Grade													
		Value/Budget/Paint Grade	X	X	X	X	X	X	X	X	X	X	X	X	X
		Natural / Standard Grade	X	X	X	X	X	X	X	X	X	X	X	X	X
BUTTERNUT		Rustic Grade													
		Select / Premium Grade													
		Value / Budget Grade													
		Natural / Standard Grade													
CHERRY		Rustic Grade													
		Select / Premium Grade													
		Value / Budget Grade													
		Natural / Standard Grade													
CYPRESS		Rustic Grade													
		Select / Premium Grade													
		Value / Budget Grade													
		Natural / Standard Grade													
ELM - RED		Rustic Grade													
		Select / Premium Grade													
		Value / Budget Grade													
		Natural / Standard Grade													
EUCALYPTUS - RED GRANDIS		Rustic Grade													
		Select / Premium Grade													
		Value / Budget Grade													
		Natural / Standard Grade													
HICKORY		Rustic Grade													
		Select / Premium Grade													
		Value / Budget Grade													
		Natural / Standard Grade													
HYBRID		Rustic Grade													
		Select / Premium Grade													
		Value / Budget Grade													
		Natural / Standard Grade													
JATOBA		Rustic Grade													
		Select / Premium Grade													
		Value / Budget Grade													
		Natural / Standard Grade													

See Hybrid under Birch, Cherry, Maple and Poplar.



Finishing Methods - SolidTone®

Finish Options

Wood Species	SolidTone® - Two-Sided (2S) Finishing Costs per Square Foot		Milky Way	Lighthouse	Sage	Olive	Spruce	Agave	Oasis	Lakeview	Medium Gray	Rain Cloud	Flagstone	Castle Gray	City Gray
	Color/Grain	Grade													
MAHOAGANY - GENUINE PLANT: MAHOAGANY-MIXED SPECIES		Natural / Standard Grade													
		Value / Budget Grade													
MAHOAGANY - SAPELE		Natural / Standard Grade													
		Select / Premium Grade													
	Quarter Sawn	Natural / Standard Grade	X	X	X	X	X	X	X	X	X	X	X	X	X
		Rustic Grade													
MAPLE - HARD		Natural / Standard Grade													
		Select / Premium Grade													
	Birds Eye	Natural / Standard Grade													
	Calico / Mixed	Select / Premium Grade													
MAPLE - HARD/SOFT MIXED		Natural / Standard Grade	X	X	X	X	X	X	X	X	X	X	X	X	X
		Value/Budget/Paint Grade	X	X	X	X	X	X	X	X	X	X	X	X	X
	Hybrid/MDF	Natural / Standard Grade	X	X	X	X	X	X	X	X	X	X	X	X	X
		Wormy Grade													
MAPLE - SOFT		Natural / Standard Grade													
	Curly	Natural / Standard Grade	X	X	X	X	X	X	X	X	X	X	X	X	X
	Hybrid / MDF	Natural / Standard Grade	X	X	X	X	X	X	X	X	X	X	X	X	X
MDF	Raw	Paint Grade	X	X	X	X	X	X	X	X	X	X	X	X	X
	MR, NAF, Raw	Paint Grade	X	X	X	X	X	X	X	X	X	X	X	X	X
OAK - RED/WHITE MIXED		Value / Budget Grade													
		Natural / Standard Grade													
		Rustic Grade													
		Select / Premium Grade													
		Ultra Rustic Grade													
		Rustic Grade													
		Ultra Rustic Grade													
	No Sap	Rustic Grade													
		Ultra Rustic Grade													
		Natural / Standard Grade													
		Select / Premium Grade													
	OAK - RED	Quarter Sawn	Natural / Standard Grade												
Quarter Sawn (Heavy Ray/Flake)		Select / Premium Grade													
Rift Sawn (Straight Grain)		Natural / Standard Grade													
Rift Sawn (Straight Grain - No QS)		Select / Premium Grade													
OAK - WHITE		Natural / Standard Grade													
		Rustic Grade													
		Select / Premium Grade													
		Ultra Rustic Grade													
	Quarter Sawn	Natural / Standard Grade													
	Quarter Sawn (Heavy Ray/Flake)	Select / Premium Grade													
	Rift Sawn (Straight Grain)	Natural / Standard Grade													
	Rift Sawn (Straight Grain - No QS)	Select / Premium Grade													
PINE - NORTHERN WHITE		Knotty Grade													
		Natural / Standard Grade													
		Value/Budget/Paint Grade	X	X	X	X	X	X	X	X	X	X	X	X	X
		Natural / Standard Grade	X	X	X	X	X	X	X	X	X	X	X	X	X
POPLAR		Select / Premium Grade													
	Calico / Mixed	Select / Premium Grade													
	Green	Natural / Standard Grade	X	X	X	X	X	X	X	X	X	X	X	X	X
	Hybrid / MDF	Paint Grade	X	X	X	X	X	X	X	X	X	X	X	X	X
WALNUT		White													
		Select / Premium Grade													
		Value / Budget Grade													
		Natural / Standard Grade													
All Reconstituted Veneers - Architectural Grade		Rustic Grade													
		Select / Premium Grade													
		Natural / Standard Grade													
		Rustic Grade													
All Other Wood Species		Natural / Standard Grade													
		Rustic Grade													

Please contact our Customer Support Team to check availability and/or request a quote for species not listed here.

R

Finish Options

Finishing Methods - SolidTone®

R

SolidTone® - Two-Sided (2S) Finishing Costs per Square Foot

Wood Species **Color/Grain** **Grade**

Wood Species	Color/Grain	Grade	Dark Gray	Stone Gray	Moonlight	Sundown	Slate	Ebony	Black	Espresso	Morning Dew	Hunter Green	Saffron	Midnight Blue	Cranberry
AFROMOSIA		Natural / Standard Grade													
		Select / Premium Grade													
ALDER		Value / Budget Grade													
		Natural / Standard Grade													
		Rustic Grade													
		Select / Premium Grade													
ASH		Value / Budget Grade													
		Natural / Standard Grade													
		Rustic Grade													
		Select / Premium Grade													
BEECH - EUROPEAN	Brown	Select / Premium Grade													
	Calico / Mixed	Select / Premium Grade													
	White	Select / Premium Grade													
	Steamed	Natural / Standard Grade													
BIRCH		Select / Premium Grade													
		Value/Budget/Paint Grade	X	X	X	X	X	X	X	X	X	X	X	X	X
		Natural / Standard Grade	X	X	X	X	X	X	X	X	X	X	X	X	X
		Rustic Grade	X	X	X	X	X	X	X	X	X	X	X	X	X
BUTTERNUT	Calico / Mixed	Select / Premium Grade													
	Hybrid / MDF	Natural / Standard Grade	X	X	X	X	X	X	X	X	X	X	X	X	X
	Red	Natural / Standard Grade	X	X	X	X	X	X	X	X	X	X	X	X	X
	White	Select / Premium Grade													
CHERRY	No Sap	Natural / Standard Grade													
		Rustic Grade													
		Value / Budget Grade													
		Gummy Grade													
CYPRESS	Natural / Standard Grade	Natural / Standard Grade													
		Rustic Grade													
		Ultra Rustic Grade													
		WCI Mill Grade													
EUCALYPTUS - RED GRANDIS	No Sap	Natural / Standard Grade													
		Rustic Grade													
		Value / Budget Grade													
		Natural / Standard Grade													
HICKORY	Natural / Standard Grade	Natural / Standard Grade													
		Rustic Grade													
		Ultra Rustic Grade													
		WCI Mill Grade													
HYBRID	Brown	Select / Premium Grade													
	Calico / Mixed	Select / Premium Grade													
	White	Rustic Grade													
	Solid Wood SR / MDF CP	Select / Premium Grade													
JATоба		Paint Grade													
		WCI Mill Grade													

See Hybrid under Birch, Cherry, Maple and Poplar.



Finishing Methods - SolidTone®

Finish Options

SolidTone® - Two-Sided (2S) Finishing Costs per Square Foot		Finish Options													
Wood Species	Color/Grain	Grade	Dark Gray	Stone Gray	Moonlight	Sundown	Slate	Ebony	Black	Espresso	Morning Dew	Hunter Green	Saffron	Midnight Blue	Cranberry
MAHOAGANY - GENUINE PLANT; MAHOAGANY-MIXED SPECIES		Natural / Standard Grade													
		Value / Budget Grade													
MAHOAGANY - SAPELE		Natural / Standard Grade													
		Select / Premium Grade													
	Quarter Sawn	Natural / Standard Grade	X	X	X	X	X	X	X	X	X	X	X	X	X
		Rustic Grade													
MAPLE - HARD		Natural / Standard Grade													
		Select / Premium Grade													
	Birds Eye	Natural / Standard Grade													
	Calico / Mixed Hybrid / MDF (Straight Grain)	Natural / Standard Grade	X	X	X	X	X	X	X	X	X	X	X	X	X
MAPLE - HARD/SOFT MIXED		Natural / Standard Grade	X	X	X	X	X	X	X	X	X	X	X	X	X
		Value/Budget/Paint Grade	X	X	X	X	X	X	X	X	X	X	X	X	X
	Hybrid/MDF	Natural / Standard Grade	X	X	X	X	X	X	X	X	X	X	X	X	X
		Wormy Grade													
MAPLE - SOFT		Natural / Standard Grade	X	X	X	X	X	X	X	X	X	X	X	X	X
	Curly	Natural / Standard Grade	X	X	X	X	X	X	X	X	X	X	X	X	X
	Hybrid / MDF Raw	Natural / Standard Grade	X	X	X	X	X	X	X	X	X	X	X	X	X
MDF		Paint Grade	X	X	X	X	X	X	X	X	X	X	X	X	X
	MR, NAF, Raw	Paint Grade													
OAK - RED/WHITE MIXED		Value / Budget Grade													
		Natural / Standard Grade													
		Rustic Grade													
		Select / Premium Grade													
		Ultra Rustic Grade													
		Rustic Grade													
		Ultra Rustic Grade													
		No Sap													
		Quarter Sawn	Natural / Standard Grade												
		Quarter Sawn (Heavy Ray/Flake)	Select / Premium Grade												
		Rift Sawn (Straight Grain)	Natural / Standard Grade												
	OAK - RED		Select / Premium Grade												
		Ultra Rustic Grade													
		Rustic Grade													
		Ultra Rustic Grade													
		No Sap													
		Quarter Sawn	Natural / Standard Grade												
		Quarter Sawn (Heavy Ray/Flake)	Select / Premium Grade												
		Rift Sawn (Straight Grain)	Natural / Standard Grade												
		Rift Sawn (Straight Grain - No QS)	Select / Premium Grade												
		Rift Sawn (Straight Grain - No QS)	Natural / Standard Grade												
		Rustic Grade													
OAK - WHITE			Select / Premium Grade												
		Ultra Rustic Grade													
		Natural / Standard Grade													
		Ultra Rustic Grade													
		No Sap													
		Quarter Sawn	Natural / Standard Grade												
		Quarter Sawn (Heavy Ray/Flake)	Select / Premium Grade												
		Rift Sawn (Straight Grain)	Natural / Standard Grade												
		Rift Sawn (Straight Grain - No QS)	Select / Premium Grade												
		Rift Sawn (Straight Grain - No QS)	Natural / Standard Grade												
		Rustic Grade													
	PINE - NORTHERN WHITE		Select / Premium Grade												
		Ultra Rustic Grade													
		Natural / Standard Grade													
		Ultra Rustic Grade													
		No Sap													
		Quarter Sawn	Natural / Standard Grade												
		Quarter Sawn (Heavy Ray/Flake)	Select / Premium Grade												
		Rift Sawn (Straight Grain)	Natural / Standard Grade												
		Rift Sawn (Straight Grain - No QS)	Select / Premium Grade												
		Rift Sawn (Straight Grain - No QS)	Natural / Standard Grade												
		Rustic Grade													
POPLAR			Natural / Standard Grade	X	X	X	X	X	X	X	X	X	X	X	X
		Value/Budget/Paint Grade	X	X	X	X	X	X	X	X	X	X	X	X	X
		Natural / Standard Grade	X	X	X	X	X	X	X	X	X	X	X	X	X
		Select / Premium Grade	X	X	X	X	X	X	X	X	X	X	X	X	X
	Calico / Mixed Green	Natural / Standard Grade	X	X	X	X	X	X	X	X	X	X	X	X	X
	Hybrid / MDF	Natural / Standard Grade	X	X	X	X	X	X	X	X	X	X	X	X	X
		Paint Grade	X	X	X	X	X	X	X	X	X	X	X	X	X
		Select / Premium Grade	X	X	X	X	X	X	X	X	X	X	X	X	X
		Value / Budget Grade	X	X	X	X	X	X	X	X	X	X	X	X	X
		Natural / Standard Grade	X	X	X	X	X	X	X	X	X	X	X	X	X
		Rustic Grade	X	X	X	X	X	X	X	X	X	X	X	X	X
	WALNUT		Select / Premium Grade												
		Ultra Rustic Grade													
		Natural / Standard Grade													
		Ultra Rustic Grade													
		No Sap													
		Quarter Sawn	Natural / Standard Grade												
		Quarter Sawn (Heavy Ray/Flake)	Select / Premium Grade												
		Rift Sawn (Straight Grain)	Natural / Standard Grade												
		Rift Sawn (Straight Grain - No QS)	Select / Premium Grade												
		Rift Sawn (Straight Grain - No QS)	Natural / Standard Grade												
		Rustic Grade													

Please contact our Customer Support Team to check availability and/or request a quote for species not listed here.

R

Finish Options

Finishing Methods - SolidTone® WoodGrain

R

SolidTone® WoodGrain™ - Two-Sided (2S) Finishing Costs per Square Foot		Finishing Costs per Square Foot													
Wood Species	Color/Grain	Grade	Classic White	Dove White	Pearl	Linen	Eggshell	Butter	Vanilla	Soft Yellow	Tan	Sand Dollar	Oatmeal	Taupe	Sandstone
AFROMOSIA		Natural / Standard Grade													
		Select / Premium Grade													
		Value / Budget Grade													
ALDER		Natural / Standard Grade													
		Select / Premium Grade													
		Value / Budget Grade													
ASH		Natural / Standard Grade	X	X	X	X	X	X	X	X	X	X	X	X	X
		Select / Premium Grade	X	X	X	X	X	X	X	X	X	X	X	X	X
		Value / Budget Grade	X	X	X	X	X	X	X	X	X	X	X	X	X
BEECH - EUROPEAN		Natural / Standard Grade													
		Select / Premium Grade													
		Value / Budget/Paint Grade													
BIRCH		Natural / Standard Grade													
		Select / Premium Grade													
		Value / Budget/Paint Grade													
BUTTERNUT		Natural / Standard Grade													
		Select / Premium Grade													
		Value / Budget Grade													
CHERRY		Natural / Standard Grade													
		Select / Premium Grade													
		Value / Budget Grade													
CYPRESS		Natural / Standard Grade													
		Select / Premium Grade													
		Value / Budget Grade													
ELM - RED		Natural / Standard Grade													
		Select / Premium Grade													
		Value / Budget Grade													
EUCALYPTUS - RED GRANDIS		Natural / Standard Grade													
		Select / Premium Grade													
		Value / Budget Grade													
HICKORY		Natural / Standard Grade													
		Select / Premium Grade													
		Value / Budget Grade													
HYBRID		Natural / Standard Grade													
		Select / Premium Grade													
		Value / Budget Grade													
JATоба		Natural / Standard Grade													
		Select / Premium Grade													
		Value / Budget Grade													

See Hybrid under Birch, Cherry, Maple and Poplar.



Finishing Methods - SolidTone® WoodGrain

Finish Options

SolidTone® WoodGrain - Two-Sided (2S) Finishing Costs per Square Foot															
Wood Species	Color/Grain	Grade	Classic White	Dove White	Pearl	Linen	Eggshell	Butter	Vanilla	Soft Yellow	Tan	Sand Dollar	Oatmeal	Taupe	Sandstone
MAHOAGANY - GENUINE PLANT: MAHOAGANY-MIXED SPECIES		Natural / Standard Grade													
		Value / Budget Grade													
MAHOAGANY - SAPELE		Natural / Standard Grade													
		Select / Premium Grade													
	Quarter Sawn	Natural / Standard Grade													
		Rustic Grade													
MAPLE - HARD		Natural / Standard Grade													
		Select / Premium Grade													
	Birds Eye	Natural / Standard Grade													
	Calico / Mixed	Select / Premium Grade													
MAPLE - HARD/SOFT MIXED		Natural / Standard Grade													
		Select / Premium Grade													
	Hybrid / MDF	Natural / Standard Grade													
		Value/Budget/Paint Grade													
MAPLE - SOFT		Natural / Standard Grade													
		Select / Premium Grade													
	Curly	Natural / Standard Grade													
	Hybrid / MDF	Natural / Standard Grade													
MDF		Natural / Standard Grade													
		Select / Premium Grade													
	Raw	Natural / Standard Grade													
		Value / Budget Grade													
OAK - RED/WHITE MIXED		Natural / Standard Grade	X	X	X	X	X	X	X	X	X	X	X	X	X
		Natural / Standard Grade	X	X	X	X	X	X	X	X	X	X	X	X	X
		Rustic Grade	X	X	X	X	X	X	X	X	X	X	X	X	X
		Select / Premium Grade	X	X	X	X	X	X	X	X	X	X	X	X	X
		Ultra Rustic Grade	X	X	X	X	X	X	X	X	X	X	X	X	X
	No Sap	Rustic Grade	X	X	X	X	X	X	X	X	X	X	X	X	X
		Ultra Rustic Grade	X	X	X	X	X	X	X	X	X	X	X	X	X
	Quarter Sawn	Natural / Standard Grade													
		Select / Premium Grade													
	Quarter Sawn (Heavy Ray/Flake)	Natural / Standard Grade													
	Rift Sawn (Straight Grain)	Natural / Standard Grade	X	X	X	X	X	X	X	X	X	X	X	X	X
	OAK - RED		Natural / Standard Grade	X	X	X	X	X	X	X	X	X	X	X	X
		Select / Premium Grade	X	X	X	X	X	X	X	X	X	X	X	X	X
		Natural / Standard Grade	X	X	X	X	X	X	X	X	X	X	X	X	X
		Select / Premium Grade	X	X	X	X	X	X	X	X	X	X	X	X	X
		Natural / Standard Grade	X	X	X	X	X	X	X	X	X	X	X	X	X
		Select / Premium Grade	X	X	X	X	X	X	X	X	X	X	X	X	X
		Ultra Rustic Grade	X	X	X	X	X	X	X	X	X	X	X	X	X
Quarter Sawn		Natural / Standard Grade													
		Select / Premium Grade													
Quarter Sawn (Heavy Ray/Flake)		Natural / Standard Grade													
Rift Sawn (Straight Grain)		Natural / Standard Grade	X	X	X	X	X	X	X	X	X	X	X	X	X
OAK - WHITE			Natural / Standard Grade	X	X	X	X	X	X	X	X	X	X	X	X
		Select / Premium Grade	X	X	X	X	X	X	X	X	X	X	X	X	X
		Natural / Standard Grade	X	X	X	X	X	X	X	X	X	X	X	X	X
		Select / Premium Grade	X	X	X	X	X	X	X	X	X	X	X	X	X
		Natural / Standard Grade	X	X	X	X	X	X	X	X	X	X	X	X	X
		Select / Premium Grade	X	X	X	X	X	X	X	X	X	X	X	X	X
		Ultra Rustic Grade	X	X	X	X	X	X	X	X	X	X	X	X	X
	Quarter Sawn	Natural / Standard Grade													
		Select / Premium Grade													
	Quarter Sawn (Heavy Ray/Flake)	Natural / Standard Grade													
	Rift Sawn (Straight Grain)	Natural / Standard Grade	X	X	X	X	X	X	X	X	X	X	X	X	X
	PINE - NORTHERN WHITE		Natural / Standard Grade	X	X	X	X	X	X	X	X	X	X	X	X
		Select / Premium Grade	X	X	X	X	X	X	X	X	X	X	X	X	X
		Natural / Standard Grade	X	X	X	X	X	X	X	X	X	X	X	X	X
		Select / Premium Grade	X	X	X	X	X	X	X	X	X	X	X	X	X
		Natural / Standard Grade	X	X	X	X	X	X	X	X	X	X	X	X	X
		Select / Premium Grade	X	X	X	X	X	X	X	X	X	X	X	X	X
		Knotty Grade													
		Natural / Standard Grade													
		Value/Budget/Paint Grade													
		Natural / Standard Grade													
		Select / Premium Grade													
POPLAR			Natural / Standard Grade												
		Select / Premium Grade													
	Calico / Mixed	Natural / Standard Grade													
	Green	Select / Premium Grade													
WALNUT		Natural / Standard Grade													
		Select / Premium Grade													
	Hybrid / MDF	Natural / Standard Grade													
	White	Select / Premium Grade													
All Reconstituted Veneers - Architectural Grade		Natural / Standard Grade													
		Select / Premium Grade													
	No Sap	Natural / Standard Grade													
		Rustic Grade													

Please contact our Customer Support Team to check availability and/or request a quote for species not listed here.

R

Finish Options

Finishing Methods - SolidTone® WoodGrain

R

Wood Species	SolidTone® WoodGrain - Two-Sided (2S) Finishing Costs per Square Foot		Milky Way	Lighthouse	Sage	Olive	Spruce	Agave	Oasis	Lakeview	Medium Gray	Rain Cloud	Flagstone	Castle Gray	City Gray
	Color/Grain	Grade													
AFORMOSIA		Natural / Standard Grade													
		Select / Premium Grade													
		Value / Budget Grade													
		Natural / Standard Grade													
ALDER		Rustic Grade													
		Select / Premium Grade													
		Value / Budget Grade	X	X	X	X	X	X	X	X	X	X	X	X	X
		Natural / Standard Grade	X	X	X	X	X	X	X	X	X	X	X	X	X
ASH		Rustic Grade	X	X	X	X	X	X	X	X	X	X	X	X	X
		Select / Premium Grade	X	X	X	X	X	X	X	X	X	X	X	X	X
		Value / Budget Grade	X	X	X	X	X	X	X	X	X	X	X	X	X
		Natural / Standard Grade	X	X	X	X	X	X	X	X	X	X	X	X	X
BEECH - EUROPEAN		Calico / Mixed	X	X	X	X	X	X	X	X	X	X	X	X	X
		White	X	X	X	X	X	X	X	X	X	X	X	X	X
		Steamed													
		Value / Budget Grade													
BIRCH		Natural / Standard Grade													
		Value/Budget/Paint Grade													
		Natural / Standard Grade													
		Rustic Grade													
BUTTERNUT		Calico / Mixed													
		Hybrid / MDF													
		Red													
		White													
CHERRY		No Sap													
		Value / Budget Grade													
		Gummy Grade													
		Natural / Standard Grade													
CYPRESS		Rustic Grade													
		Select / Premium Grade													
		Ultra Rustic Grade													
		Value / Budget Grade													
ELM - RED		Natural / Standard Grade													
		Paint Grade													
		Ultra Rustic Grade													
		Value / Budget Grade													
EUCALYPTUS - RED GRANDIS		Natural / Standard Grade													
		Paint Grade													
		Ultra Rustic Grade													
		Value / Budget Grade													
HICKORY		Natural / Standard Grade													
		Paint Grade													
		Ultra Rustic Grade													
		Value / Budget Grade													
HYBRID		Natural / Standard Grade													
		Paint Grade													
		Ultra Rustic Grade													
		Value / Budget Grade													
JATOPA		Natural / Standard Grade													
		WCI Mill Grade													

See Hybrid under Birch, Cherry, Maple and Poplar.



Finishing Methods - SolidTone® WoodGrain

Finish Options

SolidTone® WoodGrain - Two-Sided (2S) Finishing Costs per Square Foot		Finish Options													
Wood Species	Color/Grain	Grade	Dark Gray	Stone Gray	Moonlight	Sundown	Slate	Ebony	Black	Espresso	Morning Dew	Hunter Green	Saffron	Midnight Blue	Cranberry
MAHOAGANY - GENUINE PLANT: MAHOAGANY-MIXED SPECIES		Natural / Standard Grade													
		Value / Budget Grade													
MAHOAGANY - SAPELE		Natural / Standard Grade													
		Select / Premium Grade													
	Quarter Sawn	Natural / Standard Grade													
		Rustic Grade													
MAPLE - HARD		Natural / Standard Grade													
		Select / Premium Grade													
	Calico / Mixed	Natural / Standard Grade													
	Hybrid / MDF (Straight Grain)	Natural / Standard Grade													
MAPLE - HARD/SOFT MIXED		Value/Budget/Paint Grade													
		Paint Grade													
		Natural / Standard Grade													
		Wormy Grade													
MAPLE - SOFT		Natural / Standard Grade													
		Natural / Standard Grade													
	Curly	Natural / Standard Grade													
	Hybrid / MDF	Natural / Standard Grade													
MDF		Raw													
		Paint Grade													
		Value / Budget Grade	X	X	X	X	X	X	X	X	X	X	X	X	X
		Natural / Standard Grade	X	X	X	X	X	X	X	X	X	X	X	X	X
OAK - RED/WHITE MIXED		Rustic Grade	X	X	X	X	X	X	X	X	X	X	X	X	X
		Ultra Rustic Grade	X	X	X	X	X	X	X	X	X	X	X	X	X
	No Sap	Rustic Grade	X	X	X	X	X	X	X	X	X	X	X	X	X
		Ultra Rustic Grade	X	X	X	X	X	X	X	X	X	X	X	X	X
OAK - RED		Natural / Standard Grade													
		Select / Premium Grade													
	Quarter Sawn	Natural / Standard Grade													
		Select / Premium Grade													
OAK - WHITE		Natural / Standard Grade													
		Natural / Standard Grade	X	X	X	X	X	X	X	X	X	X	X	X	X
	Quarter Sawn (Heavy Ray/Flake)	Natural / Standard Grade	X	X	X	X	X	X	X	X	X	X	X	X	X
		Select / Premium Grade	X	X	X	X	X	X	X	X	X	X	X	X	X
PINE - NORTHERN WHITE		Natural / Standard Grade													
		Natural / Standard Grade	X	X	X	X	X	X	X	X	X	X	X	X	X
	Quarter Sawn (Heavy Ray/Flake)	Natural / Standard Grade	X	X	X	X	X	X	X	X	X	X	X	X	X
		Select / Premium Grade	X	X	X	X	X	X	X	X	X	X	X	X	X
POPLAR		Natural / Standard Grade													
		Natural / Standard Grade	X	X	X	X	X	X	X	X	X	X	X	X	X
	Calico / Mixed	Natural / Standard Grade	X	X	X	X	X	X	X	X	X	X	X	X	X
	Green	Natural / Standard Grade	X	X	X	X	X	X	X	X	X	X	X	X	X
WALNUT		Hybrid / MDF													
		White													
		Paint Grade													
		Select / Premium Grade													
All Reconstituted Veneers - Architectural Grade		Value / Budget Grade													
		Natural / Standard Grade													
		Rustic Grade													
		Select / Premium Grade													
All Other Wood Species		Natural / Standard Grade													
		Rustic Grade													

Please refer to the end of Section S.1 of the Product Specifications Catalog for more options.


R

"Flow Pen" (FP)

The "Flow Pen" method utilizes a flow pen glaze bottle to apply glaze to the detail in profiled areas **only**, such as a lip or crevice. It is **not necessary** to apply glaze to sheet stock, unless your sheet stock has center panel face routing. Not all profile and molding options are compatible with this glazing method. Moldings will **only** be glazed if there is an area for the glaze to rest. Please refer to our Website / Resources / Technical Information for compatible options. We will attempt to apply glaze to Accent Components to match the Flow Pen application as close as possible. Please note that it is not always possible to apply Flow Pen Glaze to every detail within a heavily profiled Accent Component.

For the most consistent look across an entire order, we recommend using the "Dry Wiped" or "Solvent Wiped" glazing method on all products when ordering Accent Components. Flow Pen is not an option for Lattice Products. **Rustic Grades and products with Simulated Distressing or Renaissance Distressing will not have "Flow Pen" glaze added to any of the natural and simulated defects associated with these products.**

Flow Pen Glaze Bottle & Tip Available for Purchase from WalzCraft. Flow Pen Glaze is applied using a 4 ounce plastic squeeze bottle and a 1.5" long interchangeable tip. The correct tip size is colored "Pink" at the base of the tip. It is an 18 gauge tip that measures .038" inside diameter (ID) and .049" outside diameter (OD).



Flow Pen Application



Flow Pen Glaze Bottle & Tip Available for Purchase from WalzCraft - #186162

"Dry Wiped - With Flow Pen" (DWFP)

The "Dry Wiped" method utilizes either a brush, rag or spray gun to apply glaze to the entire face and profiled areas of the product. The glaze is then wiped away with a clean, dry cloth, leaving the glaze build up at the desired level of intensity. Using a flow pen glaze bottle, glaze is then applied to the crevices, corners and profiled areas. This method **will alter** the appearance of the original color and wood species combination and will cause the color to vary between the front and back side of the product. Due to the glazing effect, it also becomes necessary to apply glaze to all sheet stock, moldings and accent components.

"Dry Wiped - Without Flow Pen" (DWNFP)

The "Dry Wiped" method utilizes either a brush, rag or spray gun to apply glaze to the entire face and profiled areas of the product. The glaze is then wiped away with a clean, dry cloth, leaving the glaze build up in profiled areas of the product. This method **will alter** the appearance of the original color and wood species combination and will cause the color to vary between the front and back side of the product. Due to the glazing effect, it also becomes necessary to apply glaze to all sheet stock, moldings and accent components.

"Dry Wiped - Aged Look" (DWAL)

The "Dry Wiped-Aged Look" method is similar to the "Dry Wiped - Without Flow Pen" method, as both utilize either a brush, rag or spray gun to apply glaze to the entire face and profiled areas of the product. In each case, the glaze is then wiped away with a clean, dry cloth. The "Aged Look" is achieved by not wiping the door as completely or carefully, and results in a less uniform appearance from one area of the door to another, as well as from one door to another. This method **will alter** the appearance of the original color and wood species combination and will cause the color to vary between the front and back side of the product. Due to the glazing effect, it also becomes necessary to apply glaze to all sheet stock, moldings and accent components.

Certain glaze characteristics may vary greatly for different combinations of colors, profiles, wood species and finishing methods. If ordering product with options you are unfamiliar with from WalzCraft, we highly recommend that customers view an actual door sample with the appropriate glaze applied before ordering an entire project.

► For PRICING ► See Section R.3 in our current Wholesale Pricing Catalog.

“Solvent Wiped - With Flow Pen” (SWFP)

The “Solvent Wiped” method utilizes either a brush, rag or spray gun to apply glaze to the entire face and profiled areas of the product. The glaze is then wiped away with a clean, dry cloth, leaving the glaze build up at the desired level of intensity before wiping with a rag soaked with mineral spirits, to achieve the desired look. Using a flow pen glaze bottle, glaze is then applied to the crevices, corners and profiled areas. This method will result in a cleaner appearance than a “Dry Wiped” glaze. The original color and wood species combination **will vary slightly** between the front and back side of the product. Due to the glazing effect, it becomes necessary to apply glaze to all sheet stock, moldings and accent components.

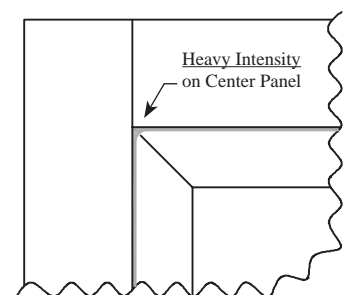
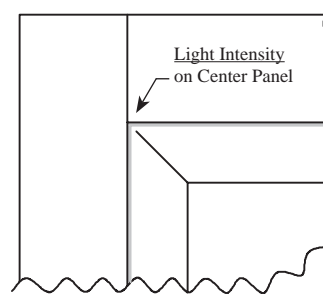
“Solvent Wiped - Without Flow Pen” (SWNFP)

The “Solvent Wiped” method utilizes either a brush, rag or spray gun to apply glaze to the entire face and profiled areas of the product. The glaze is then wiped away with a clean, dry cloth, leaving traces of glaze build up in profiled areas of the product before wiping with a rag soaked with mineral spirits, to achieve the desired look. This method will result in a much cleaner appearance than a “Dry Wiped” glaze. The original color and wood species combination **may vary slightly** between the front and back side of the product. Due to the glazing effect, it becomes necessary to apply glaze to all sheet stock, moldings and accent components.

Glaze Intensity Level for the Flow Pen, Dry Wiped - With Flow Pen & Solvent Wiped - With Flow Pen Glaze Methods

When applicable, select either “Light” or “Heavy” intensity. The difference between the two is the amount of glaze build-up that is left in the corners on center panels as well as the inside corners on applied molding outside edge profiles (*see notes*).

- The intensity selected does not affect pricing.
- Glaze Intensity does not apply to:
 - Dry Wiped - Without Flow Pen
 - Solvent Wiped - Without Flow Pen
 - Dry Wiped - Aged Look
 - Dusted, Feathered, Fly Speck
 - Stiff Straight Brush



“Dusted” Method Dry Wiped (DMDW)

The “Dusted” glazing method utilizes a spray gun to lightly apply glaze to the edges and face, focusing on the profiled areas. The glaze is allowed to set a short time before it is wiped away with a clean, dry cloth, leaving the glaze build up at the desired level. This method **will alter** the appearance of the original SolidTone® color and will cause a variation between the front and back side of the product. Due to the glazing effect, it becomes necessary to apply glaze to all refacing or sheet stock, moldings and accent components. **The glaze used for this method is unique to this process and is only available on the SolidTone® colors with an * behind them on page R.2.1. This option is only available with Sand Dust Glaze.**

“Dusted” Method Solvent Wiped (DMSW)

The “Dusted” glazing method utilizes a spray gun to lightly apply glaze to the edges and face, focusing on the profiled areas. The glaze is allowed to set a short time before wiping with a clean, dry cloth dampened with mineral spirits. This method **will alter** the appearance of the original SolidTone® color and will cause a variation between the front and back side of the product. Due to the glazing effect, it becomes necessary to apply glaze to all refacing or sheet stock, moldings and accent components. **The glaze used for this method is unique to this process and is only available on the SolidTone® colors with an * behind them on page R.2.1. This option is only available with Graphite or Sand Dust Glaze.**

“Feathered” Method (FM)

The “Feathered” glazing method utilizes a fan brush to apply glaze to the edges and face, focusing heavily on the profiled areas. The excess glaze is removed from the fan brush with a **dry cotton cloth** before application to the product. This method of application involves lightly moving the brush back and forth in a quick manner, so that the glaze is applied primarily to the higher areas of the profile. Several passes are necessary to achieve the look of this method. This method **will alter** the appearance of the original color and wood species combination and will cause the color to vary between the front and back side of the product. Due to the glazing effect, it becomes necessary to apply glaze to all refacing or sheet stock, moldings and accent components. Rub Through options are **not available** in conjunction with the Feathered Glaze Method. **The glaze used for this method is unique to this process. This option is only available with Chocolate Glaze.**

Certain glaze characteristics may vary greatly for different combinations of colors, profiles, wood species and finishing methods. If ordering product with options you are unfamiliar with from WalzCraft, we highly recommend that customers view an actual door sample with the appropriate glaze applied before ordering an entire project.

► For PRICING ► See Section R.3 in our current Wholesale Pricing Catalog.

“Simulated Fly Speck” Method (FSM)

The “Fly Speck” glazing method utilizes a nylon brush to apply glaze randomly to the edges and face. This method of application involves standard wiping glaze which is applied to a nylon brush. The bristles are then pulled back and released quickly with the thumb, or “flicked”, sending the glaze off to the surface of the product in tiny droplets. Due to the unique glazing effect, it becomes necessary to apply glaze to all refacing or sheet stock, moldings and accent components. This method may be used alone with any stained or SolidTone® products, and can be used in conjunction with all other glazing methods. **This option is only available with Black Glaze.**

“Simulated Stiff Straight Brush” Method (SSBM)

The “Stiff Straight Brush Look” method utilizes either a brush, rag or spray gun to apply the glaze to the edge, face and profiled areas of the product. The glaze is then wiped away with a *dry cotton cloth*, leaving the glaze build up at the desired level of intensity before wiping with a *rag soaked with mineral spirits*, to achieve the desired look. Wiping with the grain will leave simulated “stiff straight brush” lines in the product. This method *will alter* the appearance of the original color and wood species combination and will cause the color to vary between the front and back side of the product. Due to the glazing effect, it becomes necessary to apply glaze to all refacing or sheet stock, moldings and accent components. **The glaze used for this method is unique to this process and is only available on the SolidTone® colors with an * behind them on page R.2.1.** The Stiff Straight Brush method is only available with Coffee and Gray glaze.

Glaze Colors

Black	Chocolate (FM Only)	Graphite (DMSW Only)	White
Bronze	Coffee	Gray	
Brown	Cream	Platinum	
Caramel	Eggplant	Sand Dust (DMSW & DMDW Only)	

** Please see the **Glaze Compatibility Chart** on our website: [Resources / Technical Information](#) for Stain / Glaze and SolidTone® / Glaze combination options.

Recommendations For All Glaze Applications

- WalzCraft highly recommends that customers view an actual door sample with the appropriate glaze applied before ordering an entire project.
- If ordering glaze material that you will be applying yourself, WalzCraft highly recommends waiting for the doors and drawer fronts to arrive before applying the glaze to cabinet boxes. Final colors are highly dependent on sanding and technique. Having the doors and drawer fronts present while glazing the cabinet boxes will enable you to apply the glaze in a controlled way that will most closely match the doors.

Certain glaze characteristics may vary greatly for different combinations of colors, profiles, wood species and finishing methods. If ordering product with options you are unfamiliar with from WalzCraft, we highly recommend that customers view an actual door sample with the appropriate glaze applied before ordering an entire project.

► **For PRICING** ► See Section **R.3** in our current Wholesale Pricing Catalog.



Finishing Methods - Glaze

Finish Options

Ordering & Pricing Notes: Finish Methods - Glazing

Ordering Guidelines

1	Order Forms	Applicable order forms will include spaces to indicate your chosen finish options.
		For ordering Finish Material only, please use <i>Molding & Miscellaneous Order Form (E•Z Form #5)</i> .

Pricing

1	Pricing	Please see <i>Section R.3</i> of our current Wholesale Pricing Catalog .
---	---------	---

Technical Notes: Finish Methods - Glazing

Dealer Aid Options (Chapter T)

1	Dry Wiped - Aged Look Product Samples	For Dry Wiped - Aged Look samples, please order as 12" x 15" [304.8mm x 381.0mm] sample door. For best results, we recommend picking detailed profiles. <i>Not available on In-Stock Color Blocks.</i>
---	---------------------------------------	--

Design Options (Chapter G)

1	Flow Pen Glaze with Center Panel Face Routs	When ordering a door or drawer front with a center panel face rout option, flow pen glaze will not be applied to the perimeter of the center panel. For more information see <i>Flow Pen Application Drawings</i> on our website: Resources / Technical Information .
---	---	---

Finish Options (Chapter R)

1	Color Options	Glaze color options can be viewed on our Website at www.WalzCraft.com . <i>Note: Actual product color and detail may vary due to individual computer preferences and monitor settings.</i>
2	Application Sequence	Glaze is applied prior to the topcoat application and is <i>only applied to the face of the product</i> .
3	Product Profiles	When using a glaze, we recommend that you first choose profiles that allow glaze to cling to it and then select matching profiles to achieve continuity throughout your project (ie: center panel profile, stile & rail profile...etc.).
4	Variations in Appearance	A slight variation in appearance from door to door is expected and considered acceptable by WalzCraft standards.
5	Add-On Orders	WalzCraft shall not be held liable for variations in color or appearance on products ordered at a later date, if a sample has not been provided.
6	Matching Existing Pieces	If you need to match existing pieces, we suggest these processes be attempted only by an experienced finisher.
7	Flow Pen and Sheet Stock	Flow Pen Glaze is not an option on Sheet Stock or Refacing Stock with <u>no profile</u> .
8	Glaze Intensity	Not applicable on the following Applied Molding Outside Edge profiles: D35AM* , D43AM* , D83AM* , D86AM* , D103AM* , D124AM* , D133AM* , D148AM* , D178AM* , D186AM* , D187AM* , D190AM* , D192AM* , D195AM* , D204AM* .
9	Cleaning Pre-Finished Product	For the cleaning of products pre-finished by WalzCraft, we recommend wiping the surface with a cloth using a mixture of mild detergent (ex: Dawn Dish Soap) and warm water, being certain to wipe off any excess cleaner/water with a dry cloth.
10	Touch-Ups / Filler Putty	For minor touch-ups and repairs on products prefinished by WalzCraft or products finished with WalzCraft finish material, we recommend using products from Konig - North America. You can visit their Website at www.KonigTouchUp.com . We also recommend Minwax putty, which can be found in many home improvement and hardware stores. There is no filler or putty that we recommend for use before finish is applied, as filler products do not take finish the same as real wood.
11	Custom Colors	Custom colors are glaze colors other than those listed in this catalog. Custom color orders require that a "color match" sample and a "job quote" be approved prior to production. See below for details concerning the color developing procedure.

Notes Continued on Next Page...

Certain glaze characteristics may vary greatly for different combinations of colors, profiles, wood species and finishing methods. If ordering product with options you are unfamiliar with from WalzCraft, we highly recommend that customers view an actual door sample with the appropriate glaze applied before ordering an entire project.

► For **PRICING** ► See **Section R.3** in our current Wholesale Pricing Catalog.

Technical Notes: Finish Methods - Glazing...continued

Finish Options (Chapter R)...continued

12	Custom Color Developing Procedure	<p>As previously stated, all custom color jobs require that a color match sample be approved prior to being released for production. We will need a color sample submitted by the customer, like a door, drawer front or piece of trim, so we can develop a match. WalzCraft will produce two 12"W x 15"H [304.8mm x 381.0mm] sample doors that are finished, sealed, glazed and top coated to match your sample. One of the doors will be sent to the customer for approval, the other will be retained by WalzCraft for matching when the actual job is finished.</p> <ul style="list-style-type: none"> • Due to the approval process, please allow for a longer than normal wait-time. • WalzCraft will keep the WalzCraft produced custom color match-to sample for a period of one year from the date of customer approval.
13	Lighting Source for Custom Color Matching	<p>Colors may appear a different shade due to lighting sources. When submitting a custom color match, please advise us of the type of lighting that is most predominant at the installation site. We will match your custom color using one of the following light sources: Cool White Fluorescent, Warm White Fluorescent, Daylight or Incandescent.</p>
14	Miscellaneous Accent Items	<p>Miscellaneous Accent items such as Appliance Garages, Posts, Ballisters, etc. may be finished to match your order.</p> <p>Our goal is to provide the best possible color match, however, the manufacturing and sanding processes used by the source providing your materials may affect the finished color.</p> <p>WalzCraft will not be liable for color match on products finished by the consumer. Replacement of product due to your application of the finishing materials will be your sole responsibility.</p>
15	Purchasing Finish Material	<p>WalzCraft sells glazing materials, as well as clear topcoat material and clear sealer material, by the ½ pint, pint, quart and gallon.</p> <ul style="list-style-type: none"> • All finishing materials, including glaze, have a 6 month shelf life and are intended to be sprayed. <ul style="list-style-type: none"> ◦ See “Flow Pen”, “Feathered” and “Simulated Fly Speck” glazing for exceptions to application method. • Application instructions will be provided with the finishing materials for no additional charge. • When ordering glaze, include the intended application method, glaze color, and amount required. <ul style="list-style-type: none"> ◦ Please note that if ordering Dry Wiped Glaze with Flow Pen or Solvent Wiped Glaze with Flow Pen, the Flow Pen material will be placed in its own separate container. The Flow Pen material is formulated differently than the other glaze material and is intended to be applied with a special Flow Pen Glaze Bottle and Tip (see note below for purchase information). • WalzCraft highly recommends waiting for the doors and drawer fronts to arrive before applying the glaze to cabinet boxes. Final colors are highly dependent on sanding and technique. Having the doors and drawer fronts present while glazing the cabinet boxes will enable you to apply the glaze in a controlled way that will most closely match the doors. • The sale of Graphite & Sand Dust glazes are by approval only; please contact our Customer Support Team to inquire. • To inquire on the proper equipment to use for spraying our products, please contact your local commercial finishing equipment retailer. • When using WalzCraft's clear topcoat, <u>we recommend the use of our clear sealer prior to the topcoat application.</u> Our clear sealer material is easily sandable, making it an excellent intermediate layer for use with WalzCraft's clear topcoat. • For easy and accurate measurement and mixing of WalzCraft finish material, we recommend using E-Z Mix® Mixing Cups. The cups are clearly marked in ounces and milliliters, have various sizes for different project needs and are reusable. You can visit their website at www.ezmix.com. <p>Please keep in mind that Glaze may hamper the ability of the center panel to expand during certain times of the year in certain parts of the country.</p> <p>Due to California state law, WalzCraft can not ship solvent based finish materials (ie: cans of glaze, clear sealer, clear topcoat or catalyst) to California-CA. We also can not ship solvent based finish material to Alaska-AK or Hawaii-HI, as they are not part of the contiguous United States and cannot be shipped via air (airplane).</p>
16	Shipping Hazardous Materials via Air	<p>Airline regulations prohibit us from shipping hazardous materials via air.</p>
17	Flow Pen Glaze Bottle & Tip	<p>Flow Pen Glaze Bottle & Tip is available for purchase. Use part #186162 (includes one bottle and one tip).</p>

Certain glaze characteristics may vary greatly for different combinations of colors, profiles, wood species and finishing methods. If ordering product with options you are unfamiliar with from WalzCraft, we highly recommend that customers view an actual door sample with the appropriate glaze applied before ordering an entire project.

► **For PRICING** ► See Section **R.3** in our current Wholesale Pricing Catalog.

The Rub Through Process

A “Rub Through” is similar to a Simulated Distressing Wear Mark but this technique is done *after* the stain or SolidTone® color is applied and exposes the bare wood. After the Rub Through has been applied, you have the option of leaving this area raw or having a stain or glaze applied. Refer to **Chapter R** for additional information on stain, SolidTone® and glaze.

Rub Through Options - RBT100



- Our **RBT100** is considered a heavy wear that will rub through the stain or SolidTone® to expose the bare wood beneath.
- Pronounced areas of wear will be achieved with a combination of an orbital sander and scraper applied randomly to the inside and outside of the stiles and rails, corners of the raised center panel and corners of the center panel reveal of doors.
- Most products are available with a Rub Through.
- Wear is not applied to flat center panels on a door or drawer front or to sheet goods.
- Exposed areas from a Rub Through may be left raw, stained or glazed before finishing with a clear topcoat.
- **RBT100** not available on MDF or MDF - MR, NAF, Raw products.

Rub Through Options - RBT200



- Our **RBT200** is considered a light wear through the stain or SolidTone® that will expose the bare wood beneath.
- Areas of wear will be achieved with a scraper applied to the stiles, rails and raised center panel of doors.
- Most products are available with a Rub Through.
- Wear is not applied to flat center panels on a door or drawer front or to sheet goods.
- Exposed areas from a Rub Through may be left raw, stained or glazed before finishing with a clear topcoat.
- **RBT200** not available on MDF or MDF - MR, NAF, Raw products.

Rub Through “Look” - RBT300



- **Simulates a “Rub Through”** by applying a subtle mark to areas of the product with a colored wax pencil.
- This technique is done after the SolidTone® color is applied.
- Lighter SolidTone® colors work best.
- Complements our “Dusted” Glaze methods.

► For PRICING ► See Section **R.4** in our current Wholesale Pricing Catalog.

Rub Through Options

Finish Options

Ordering & Pricing Notes: Finishing - Rub Through

Ordering Guidelines

1	Order Forms	Applicable order forms will include spaces to indicate your chosen finish options.
Pricing		
1	Pricing	Please see <i>Section R.4</i> of the current Wholesale Pricing Catalog .

Technical Notes: Finishing - Rub Through

Cabinet Door & Drawer Front Options (Chapter B)

1	Solid Wood Raised Center Panels	Generally, a solid wood center panel is not an option with a SolidTone® finish, however, when a Rub Through is ordered on a door with a SolidTone® finish, a solid wood raised center panel will be allowed.
----------	--	---

Finish Options (Chapter R)

1	Rub Through Options	<p>Raw “Rub Through” areas are left bare and finished with a clear topcoat.</p> <ul style="list-style-type: none"> • If choosing to apply a glaze with the Raw “Rub Through” option, the glaze will be applied <i>before</i> the “Rub Through”. <p>Stained “Rub Through” areas are stained where bare wood is exposed, giving an aged look using any one of our Wiping stains, then finished with a clear topcoat.</p> <ul style="list-style-type: none"> • Staining is not necessary if you are glazing your product. <p>Glazed “Rub Through” is similar to the Raw “Rub Through” option with the exception that the glaze is applied to the entire product <i>after</i> the “Rub Through” has been applied, then finished with a clear topcoat.</p> <ul style="list-style-type: none"> • When ordering, you must select the glaze method and color and intensity (when applicable). • Note: Flow Pen is not an available option to be applied a rub through.
2	Wear Marks	<p>Wear is not applied to:</p> <ul style="list-style-type: none"> • MDF or MDF - MR (Moisture Resistant), NAF, Raw products. • Solid wood, MDF or MDF - MR (Moisture Resistant), NAF, Raw RVSCP-PR324 (<i>Reversed Solid Center Panel</i>). • ¼" Veneer, MDF or MDF - MR (Moisture Resistant), NAF, Raw flat center panel. • Sheet stock. <p>If a Rub Through option is ordered on a door or drawer front with a reversed or flat center panel, the Rub Through will only be applied to the stiles and rails, not the center panel.</p> <p>If a Rub Through option is ordered on a door or drawer front made from a hybrid species (solid wood stiles and rails with an MDF or MDF - MR, NAF, Raw center panel), the Rub Through will only be applied to the stiles and rails, not the center panel.</p>

Wood Specie Options (Chapter S)

1	Alder & Cherry	<p>Alder & Cherry will be available wood specie options when combining a SolidTone® finish with a Rub-Through option, thus allowing the reddish-brown tones of the wood grain to show through.</p> <ul style="list-style-type: none"> • Available grades of Alder and Cherry: <ul style="list-style-type: none"> ◦ Alder - Natural/Standard Grade ◦ Cherry - Value/Budget Grade ◦ Cherry - Natural/Standard Grade <p>When painting Cherry - Value/Budget Grade, no attempt will be made to conceal any of the naturally occurring characteristics that may be present, including but not limited to pin knots and gum pockets. Please note that if not sealed properly, gum pockets may bleed through your finish.</p> <p>When painting Cherry - Natural/Standard Grade, all natural characteristics will be filled and sanded, providing a defect free appearance. Upcharges will apply.</p>
----------	---------------------------	--

R

► For PRICING ► See Section R.4 in our current Wholesale Pricing Catalog.

Finish Options

Melamine/Laminate/PVC Edgebanding Matches

These charts depict a variety of WalzCraft stain color and wood species combinations that are "approximate matches" to some popular Melamine colors. Stained or painted wood is never considered an exact match to Melamine or Laminate colors. Wood by nature varies in color within each species and tends to gradually change color over time. WalzCraft grades are sorted for color, however there is little control over how the material will accept a finish or age in the future.

WalzCraft Wood Species	WalzCraft Wood Grade	WalzCraft Finish Color	WC Finish Type	Melamine (Not supplied by WalzCraft)						Laminate (Not supplied by WalzCraft)					
				Duramine	Flakeboard	Funder / Dixie	Panolam	Pluswood	Roseburg	Tafisa	Arborite	Formica			
ALDER	Natural / Standard	Dark Honey	W												
	Natural / Standard	Natural / Clear Coat (no stain)				Morning Dew W166								346	
	Natural / Standard	Topaz	W	Ashburn Cherry H1208										7759-43	
	Natural / Standard	Nutmeg	W								Brentwood Cherry L333			5904-43	
BEECH	Select / Premium	Brown Oak	W											No match at this time.	
	Select / Premium	Honey	W	Baythorne Maple H1235										764c	
	Select / Premium	Nutmeg	S	* Verona Cherry H1233										178c	
	Select / Premium	Sunrise	S				Sunrise W338							262c	
BIRCH	Natural / Standard	Cordovan	W	Serene Cherry G510										7759	
	Natural / Standard	English Oak V3	C				* Mocha Cherry W341							W415VL	
	Natural / Standard	Field Cherry V3	C		* Wild Cherry 4863		Field Cherry W684								
	Natural / Standard	Heritage	W											T-449	
	Natural / Standard	Honey	W				Vienna Cherry W289								
	Natural / Standard	Java V3	C	* Chocolate Apple G663	* Sable Glow H723	* Chocolate Pear 4863	* Brown Pearwood W340							W444VL	
	Natural / Standard	Scarlet V3	C		* Brazilian Walnut G615									No match at this time.	
	Natural / Standard	Sunrise	S			Nutmeg Cherry 4857	Nutmeg Cherry W272								
	Natural / Standard	Wild Cherry V3	C				Wild Cherry W144							965	
	Natural / Standard	Stonehenge V3	C											No match at this time.	
CHERRY	Natural / Standard	Nutmeg	S		Brentwood Cherry H643										
	Natural / Standard	Nutmeg	W											978	
	Natural / Standard	Pearwood	W				* Pearwood W703							W404VL	
	Natural / Standard	Topaz	W	Wild Apple G665			Sunset W336							263c	
	Select / Premium	Honey	S				Twilight W265							No match at this time.	
	Select / Premium	Honey	W	* Alabama Cherry 408	Marlboro Cherry H770									No match at this time.	

* = Best approximate match determined by WalzCraft.

c = Close match determined by the Manufacturer.

R



Melamine/Laminate/PVC Edgebanding Matches

Finish Options

WalzCraft Wood Species	WalzCraft Wood Grade	WalzCraft Finish Color	WC Finish Type	Laminats...continued (Not supplied by WalzCraft)			PVC Edgebanding (Not Supplied by WC)				WalzCraft Materials		
				Nevarmar	Pionite	Wilsonart	Camplast	Dolken	EdgeCo	Olon	3D Lam. w/Phonolic Back Section 1/1	Veneer Edgeband Section K,4	
ALDER	Natural/Standard	Dark Honey	W			7919-38				5229			Yes
	Natural/Standard	Natural/Clear Coat (no stain)								4512c			Yes
	Natural/Standard	Topaz	W	WC411	7924-07	56221TM				3959, 4146, 4715, 4893	1036T		Yes
BEECH	Natural/Standard	Nutmeg	W						7817TM	3958	8725T		
	Select/Premium	Brown Oak	W							No match at this time.			Yes
BIRCH	Select/Premium	Honey	W						56498TL	4765	7152	1119T	Yes
	Select/Premium	Nutmeg	S			7054			58182TL	3921	7143	1117T	Yes
	Select/Premium	Sunrise	S							5118	7231	2915T	Yes
	Natural/Standard	Cordovan	W						56415TW, 57245TM	3959c, 4930			Yes
	Natural/Standard	English Oak V3	C									2409	Yes
	Natural/Standard	Field Cherry V3	C		XW684				7937TL, 56407TM	3777, 4484, 4624		8667T, 8810T	Yes
	Natural/Standard	Heritage	W		WW561c				56414TL, 57341TM	4985	7291	1134	Yes
	Natural/Standard	Honey	W		WC421				56631TL	4147		8675T	Yes
	Natural/Standard	Java V3	C						57170TL	4763, 5650			Yes
	Natural/Standard	Scarlet V3	C							No match at this time.			Yes
CHERRY	Natural/Standard	Sunrise	S		HP272	7921			7937TL	4275		1012T	Yes
	Natural/Standard	Wild Cherry V3	C	WM8294c					7937TL	3777	7168	8667T	Yes
	Natural/Standard	Stonehenge V3	C							No match at this time.			Yes
	Natural/Standard	Nutmeg	S	W8325T					56025TL	3994, 4570			Yes
	Natural/Standard	Nutmeg	W	WM8325c		7054c			56533TL	3921c	7116	8725T	Yes
	Natural/Standard	Pearwood	W						57296TL	4311		8736T	Yes
	Natural/Standard	Topaz	W	W8294	HP336c				56967TW, 58366TM	4101, 5099, 5121c	7201	1196T, 2573T, 2916T	Yes
	Select/Premium	Honey	S							5114			Yes
	Select/Premium	Honey	W						57167T	4821		8880T	Yes
	* = Best approximate match determined by WalzCraft.												Exact Match
c = Close match determined by the Manufacturer.													

R



Finish Options

Melamine/Laminate/PVC Edgbanding Matches

R

WalzCraft Wood Species	WalzCraft Wood Grade	WalzCraft Finish Color	WC Finish Type	Melamine (Not supplied by WalzCraft)						Laminate (Not supplied by WalzCraft)					
				Duramine	Flakeboard	Funder / Dixie	Panolan	Pluswood	Roseburg	Tafsa	Arborite	Formica			
MAHOGANY	Select / Premium	Fruitwood	W	Fruitwood A614								No match at this time.			
				Brandy Fruitwood G667		Brandy Fruitwood 4371				Brandy Fruitwood 667				No match at this time.	
				Black S222								S405VL			
				Castle Gray										No match at this time.	
				City Gray										No match at this time.	
				Classic White										No match at this time.	
				Cranberry										No match at this time.	
				Ebony											No match at this time.
				Eggshell											966-58
				Hunter Green											
MAPLE - HARD	Paint	Lakeview	ST												
				Linen											
				Midnight Blue											
				Milky Way											
				Moonlight											
				Morning Dew											
				Oatmeal											
				Pearl											
				Rain Cloud											
				Sandstone											
MAPLE HARD/SOFT MIXED	Paint	Slate	ST												
				Spruce											
				Stone Gray											
				Sundown											
				Tan											
				Taupe											
				Vanilla											
				Natural / Clear Coat (no stain)											
				Captiva Maple											
				MAHOGANY	Paint	Fruitwood	W	Fruitwood A614							
Brandy Fruitwood G667		Brandy Fruitwood 4371													
Black S222															
Castle Gray															
City Gray															
Classic White															
Cranberry															
Ebony															
Eggshell															
Hunter Green															
MAPLE - HARD	Paint	Lakeview	ST												
				Linen											
				Midnight Blue											
				Milky Way											
				Moonlight											
				Morning Dew											
				Oatmeal											
				Pearl											
				Rain Cloud											
				Sandstone											
MAPLE - HARD	Paint	Slate	ST												
				Spruce											
				Stone Gray											
				Sundown											
				Tan											
				Taupe											
				Vanilla											
				Natural / Clear Coat (no stain)											
				Captiva Maple											

* = Best approximate match determined by WalzCraft.

c = Close match determined by the Manufacturer.



Melamine/Laminate/PVC Edgebanding Matches

Finish Options

WalzCraft Wood Species	WalzCraft Wood Grade	WalzCraft Finish Color	WC Finish Type	Laminates...continued (Not supplied by WalzCraft)			PVC Edgebanding (Not Supplied by WC)				WalzCraft Materials			
				Nevarmar	Pionite	Wilsonart	Camplast	Dolken	EdgeCo	Olon	3D Lam. w/Phenolic Back Section 1/1	Veneer Edgeband Section K/L		
MAHOGANY	Select / Premium	Fruitwood	W	No match at this time.						No match at this time.				
		Topaz	W	WA0002E				56589TM	465L, 4933			257TT		Yes
		Black	ST					1005TL	2416c			7003TX		Yes
		Castle Gray	ST		No match at this time.						No match at this time.			Yes
		City Gray	ST		No match at this time.						No match at this time.			Yes
		Classic White	ST		SW813			2465TL	2002c			7309A, 7399T		Yes
		Cranberry	ST								No match at this time.			Yes
		Ebony	ST		S6053T						No match at this time.			Yes
		Eggshell	ST		S7027c	SW803c	1572c	1578TL, 4522TL	2115c	1312		70013T		Yes
		Hunter Green	ST		SV710						No match at this time.			Yes
		Lakeview	ST								No match at this time.			Yes
		Linen	ST		S7005, S7027c	SW803c	1572c	1578TL, 4522TL	2019, 2109c, 2115	1312				Yes
		Midnight Blue	ST		S3022T						No match at this time.			Yes
		Milky Way	ST								No match at this time.			Yes
		Moonlight	ST								No match at this time.			Yes
MAPLE HARD/SOFT MIXED	Paint	Morning Dew	ST	No match at this time.						No match at this time.			Yes	
		Oatmeal	ST		ST683					No match at this time.			Yes	
		Pearl	ST							No match at this time.			Yes	
		Rain Cloud	ST		No match at this time.					No match at this time.			Yes	
		Sandstone	ST		ST650					No match at this time.			Yes	
		Slate	ST							No match at this time.			Yes	
		Spruce	ST		S5054T	SG240				No match at this time.			Yes	
		Stone Gray	ST							No match at this time.			Yes	
		Sundown	ST							No match at this time.			Yes	
		Tan	ST		S2037c	ST655c	D30c	1543-9	2114c	1065		7002TX		Yes
		Taupe	ST				D50-60				No match at this time.			Yes
		Vanilla	ST		20857c			2514TL	2114	1065		7002TX		Yes
		Natural / Clear Coat (no stain)	Select / Premium		W8340c	WM791c	7909, 7911c	5191TL, 7509TL, 86524TL	392, 4274, 4901	7042, 7046		1195TL, 2410T, 8435T		Yes
		Capúsa Maple	Select / Premium			WM861	7908	7913TL	4115			8567T		Yes

* = Best approximate match determined by WalzCraft.

c = Close match determined by the Manufacturer.

Exact Match

R

Melamine/Laminate/PVC Edgebanding Matches

Finish Options

WalzCraft Wood Species	WalzCraft Wood Grade	WalzCraft Finish Color	WC Finish Type	Laminate...continued (Not supplied by WalzCraft)			PVC Edgebanding (Not Supplied by WCI)				WalzCraft Materials	
				Nevamar	Pionite	Wilsonart	Camplast	Dolken	EdgeCo	Olon	3D Lam. w/Plausible Back Section I/L	Veneer Edgesband Section K/L
OAK	Natural / Standard	Brown Oak	W			7885	7489TTL	5469	7106	8008T		Yes
	Natural / Standard	Heritage	W			7885	7489TTL	5469	7106	8008T		Yes
	Natural / Standard	Saddle Brown	W	HP360					7461			
	Select / Premium	Fruitwood	W	W0951		7806	56572TL	3179c		2104T		Yes
	Select / Premium	Honey	W			7816-60	6708TTL	3786		8104Tc		Yes
	Select / Premium	Natural / Clear Coat (no stain)				7928-38	58030TL	4339-4897		8694T		Yes
	Red - Rift Sawn	Brownstone V3	C	WX421			56496TTL	4887		1130		
	3D Laminate (RTF)	Almond Crystal		S2037c		D30c	1543-9	2114	1065	7002TX		Yes
	3D Laminate (RTF)	Antique White						No match at this time.				Yes
	3D Laminate (RTF)	Bamboo						No match at this time.				Yes
3D Laminate (RTF)	Black Crystal		S6001c	SE101	1595	1005-9	2416	1057	7003TX		Yes	
3D Laminate (RTF)	Brushed Steel						No match at this time.				Yes	
3D Laminate (RTF)	Canadian Grey Super Matte						No match at this time.				Yes	
3D Laminate (RTF)	Chocolate Pear						No match at this time.				Yes	
3D Laminate (RTF)	Cauntlet Grey Super Matte			FB2400			No match at this time.				Yes	
3D Laminate (RTF)	Mysterious Super Matte						No match at this time.				Yes	
3D Laminate (RTF)	Natural Maple						No match at this time.				Yes	
3D Laminate (RTF)	Pickled Maple			WM861	7908c	5162TL	3923	7001	8442T		Yes	
3D Laminate (RTF)	Sienna Super Matte			FB2410			No match at this time.				Yes	
3D Laminate (RTF)	Solaria Oak		WM8164	W0571	7816	6708TTL	3786		8104T		Yes	
3D Laminate (RTF)	Summer Flame					56643TTL	4101, 5120				Yes	
3D Laminate (RTF)	Walnut					56611TL	5232c		8103T		Yes	
3D Laminate (RTF)	White Crystal		S7024c	SW806c, SW813c	D354c	1472, 1498-9	2002, 2027	1253	7001TX		Yes	
3D Laminate (RTF)	White High Gloss						No match at this time.				Yes	
3D Laminate (RTF)	White Matte					1472TL	2001, 2024		7069T, 7309TX		Yes	
3D Laminate (RTF)	White Super Matte						No match at this time.				Yes	
3D Laminate (RTF)	White Woodgrain						No match at this time.				Yes	
3D Laminate (RTF)	Wilson Cherry						No match at this time.				Yes	
WALNUT	Natural / Standard	Mediterranean	W			56586TTL	4689				Yes	

* = Best approximate match determined by WalzCraft. c = Close match determined by the Manufacturer.

R



WalzCraft.com



99.7% American Made

R.5.6 V18.1

