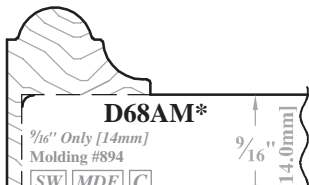
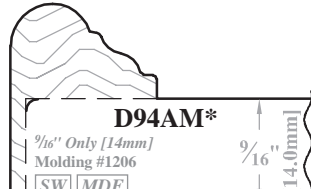


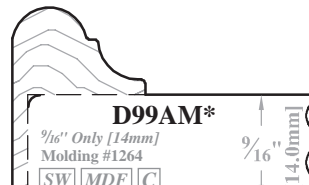
Applied Molding Outside Edges for 1/16" Thick Slabs



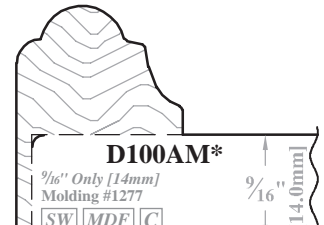
PC: AM103 Multiplier: .70
 No Hinge Boring Available



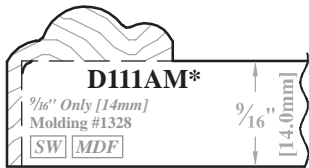
PC: AM103 Multiplier: .70
 No Hinge Boring Available



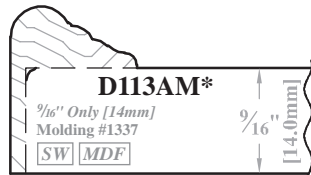
PC: AM103 Multiplier: .70
 No Hinge Boring Available



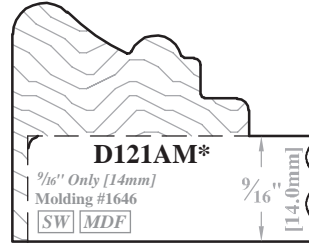
PC: AM103 Multiplier: .70
 No Hinge Boring Available



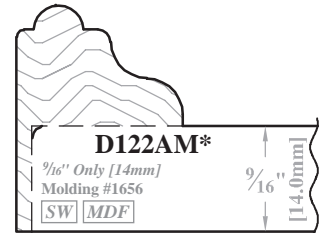
PC: AM103 Multiplier: .70
 No Hinge Boring Available



PC: AM103 Multiplier: .70
 No Hinge Boring Available



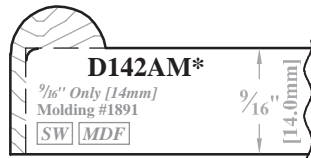
PC: AM103 Multiplier: .82
 No Hinge Boring Available



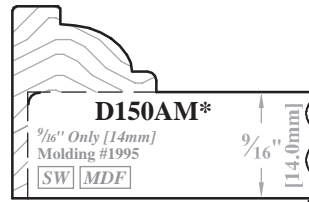
PC: AM103 Multiplier: .70
 No Hinge Boring Available



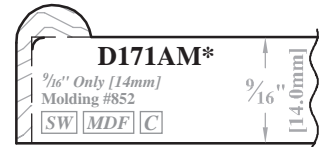
PC: AM103 Multiplier: .70
 No Hinge Boring Available



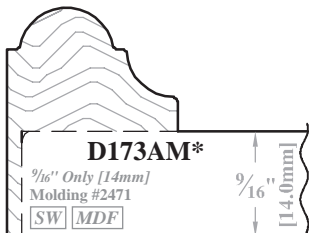
PC: AM101 Multiplier: .70
 No Hinge Boring Available



PC: AM103 Multiplier: .70
 No Hinge Boring Available



PC: AM101 Multiplier: .70
 No Hinge Boring Available



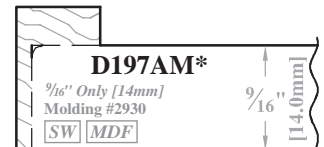
PC: AM103 Multiplier: .80
 No Hinge Boring Available



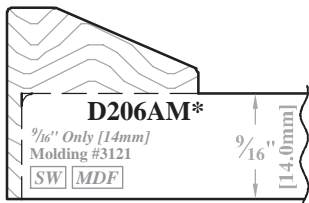
PC: AM101 Multiplier: .70
 No Hinge Boring Available



PC: AM101 Multiplier: .70
 No Hinge Boring Available

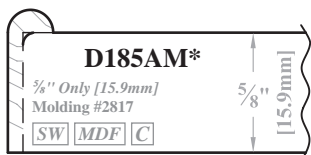


PC: AM101 Multiplier: .70
 No Hinge Boring Available



PC: AM103 Multiplier: .70
 No Hinge Boring Available

Applied Molding Outside Edges for 5/8" Thick Slabs

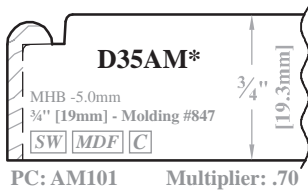


PC: AM102 Multiplier: .70
 No Hinge Boring Available

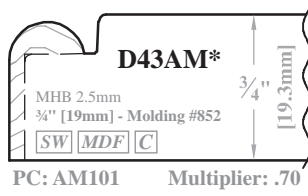
[SW] = Available in Solid Wood. [MDF] = Available in Medium Density Fiberboard (MDF). [C] = Available for Convex/Concave products. * = MDF Core recommended due to expansion & contraction.



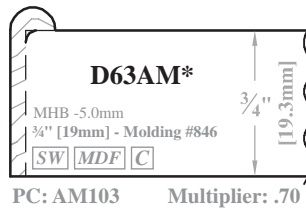
Applied Molding Outside Edges for 3/4" Thick Slabs



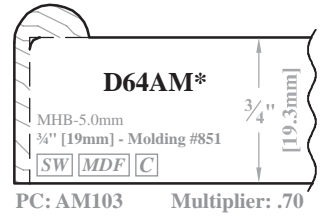
D35AM*
MHB -5.0mm
3/4" [19mm] - Molding #847
[SW] [MDF] [C]
PC: AM101 Multiplier: .70



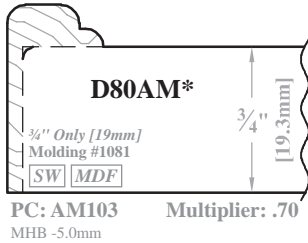
D43AM*
MHB 2.5mm
3/4" [19mm] - Molding #852
[SW] [MDF] [C]
PC: AM101 Multiplier: .70



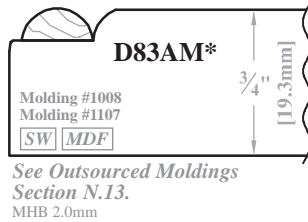
D63AM*
MHB -5.0mm
3/4" [19mm] - Molding #846
[SW] [MDF] [C]
PC: AM103 Multiplier: .70



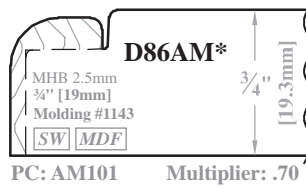
D64AM*
MHB -5.0mm
3/4" [19mm] - Molding #851
[SW] [MDF] [C]
PC: AM103 Multiplier: .70



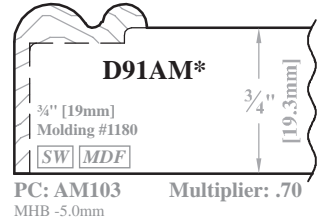
D80AM*
3/4" Only [19mm]
Molding #1081
[SW] [MDF]
PC: AM103 Multiplier: .70
MHB -5.0mm



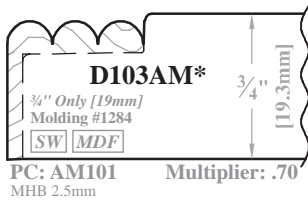
D83AM*
Molding #1008
Molding #1107
[SW] [MDF]
See Outsourced Moldings Section N.13.
MHB 2.0mm



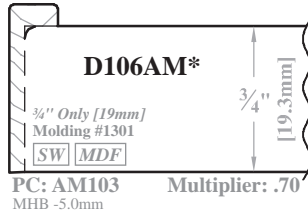
D86AM*
MHB 2.5mm
3/4" [19mm]
Molding #1143
[SW] [MDF]
PC: AM101 Multiplier: .70



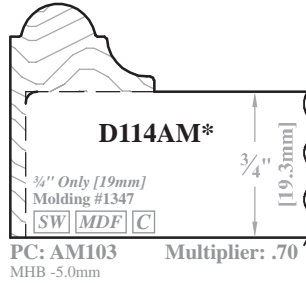
D91AM*
3/4" [19mm]
Molding #1180
[SW] [MDF]
PC: AM103 Multiplier: .70
MHB -5.0mm



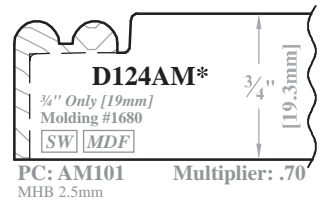
D103AM*
3/4" Only [19mm]
Molding #1284
[SW] [MDF]
PC: AM101 Multiplier: .70
MHB 2.5mm



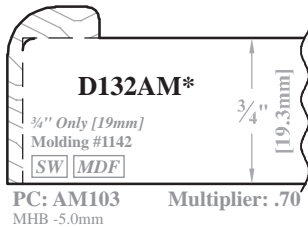
D106AM*
3/4" Only [19mm]
Molding #1301
[SW] [MDF]
PC: AM103 Multiplier: .70
MHB -5.0mm



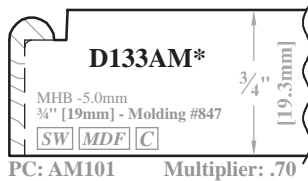
D114AM*
3/4" Only [19mm]
Molding #1347
[SW] [MDF] [C]
PC: AM103 Multiplier: .70
MHB -5.0mm



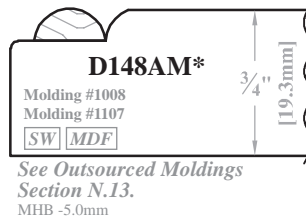
D124AM*
3/4" Only [19mm]
Molding #1680
[SW] [MDF]
PC: AM101 Multiplier: .70
MHB 2.5mm



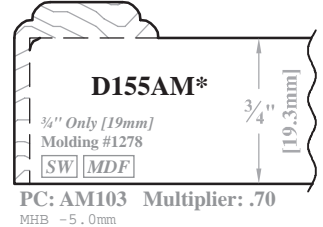
D132AM*
3/4" Only [19mm]
Molding #1142
[SW] [MDF]
PC: AM103 Multiplier: .70
MHB -5.0mm



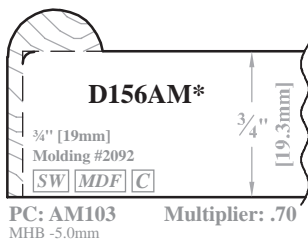
D133AM*
MHB -5.0mm
3/4" [19mm] - Molding #847
[SW] [MDF] [C]
PC: AM101 Multiplier: .70



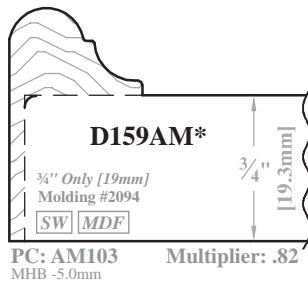
D148AM*
Molding #1008
Molding #1107
[SW] [MDF]
See Outsourced Moldings Section N.13.
MHB -5.0mm



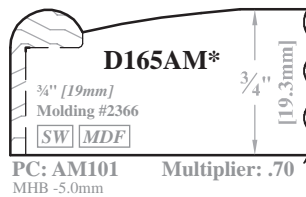
D155AM*
3/4" Only [19mm]
Molding #1278
[SW] [MDF]
PC: AM103 Multiplier: .70
MHB -5.0mm



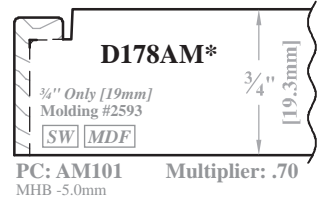
D156AM*
3/4" [19mm]
Molding #2092
[SW] [MDF] [C]
PC: AM103 Multiplier: .70
MHB -5.0mm



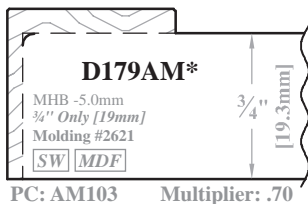
D159AM*
3/4" Only [19mm]
Molding #2094
[SW] [MDF]
PC: AM103 Multiplier: .82
MHB -5.0mm



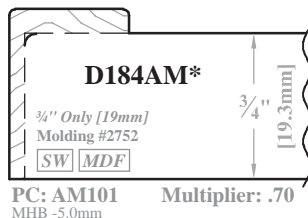
D165AM*
3/4" [19mm]
Molding #2366
[SW] [MDF]
PC: AM101 Multiplier: .70
MHB -5.0mm



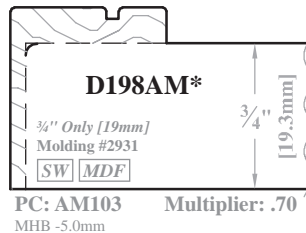
D178AM*
3/4" Only [19mm]
Molding #2593
[SW] [MDF]
PC: AM101 Multiplier: .70
MHB -5.0mm



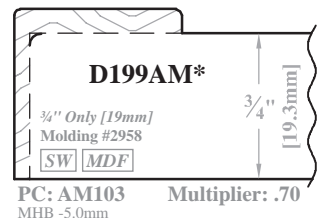
D179AM*
MHB -5.0mm
3/4" Only [19mm]
Molding #2621
[SW] [MDF]
PC: AM103 Multiplier: .70



D184AM*
3/4" Only [19mm]
Molding #2752
[SW] [MDF]
PC: AM101 Multiplier: .70
MHB -5.0mm



D198AM*
3/4" Only [19mm]
Molding #2931
[SW] [MDF]
PC: AM103 Multiplier: .70
MHB -5.0mm

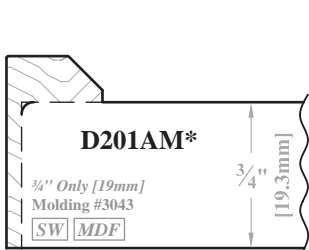


D199AM*
3/4" Only [19mm]
Molding #2958
[SW] [MDF]
PC: AM103 Multiplier: .70
MHB -5.0mm

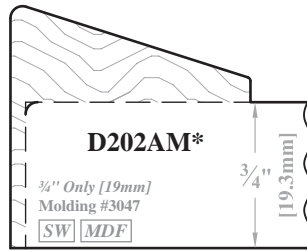
[SW] = Available in Solid Wood. [MDF] = Available in Medium Density Fiberboard (MDF). [C] = Available for Convex/Concave products. * = MDF Core recommended due to expansion & contraction.

► For PRICING ► See Section E.16 in our current Wholesale Pricing Catalog.

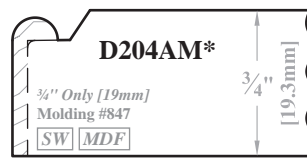
Applied Molding Outside Edges for 3/4" Thick Slabs...continued



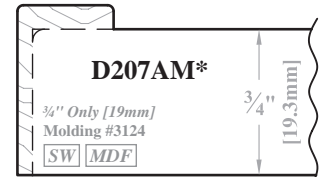
D201AM*
3/4" Only [19mm]
Molding #3043
[SW] [MDF]
PC: AM101 Multiplier: .70
MHB -5.0mm



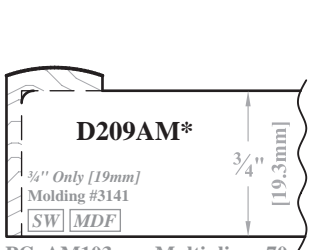
D202AM*
3/4" Only [19mm]
Molding #3047
[SW] [MDF]
PC: AM103 Multiplier: .85
MHB -5.0mm



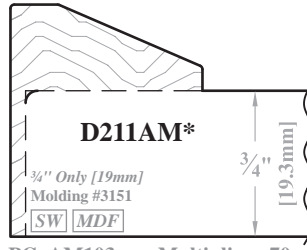
D204AM*
3/4" Only [19mm]
Molding #847
[SW] [MDF]
PC: AM101 Multiplier: .70
MHB -5.0mm



D207AM*
3/4" Only [19mm]
Molding #3124
[SW] [MDF]
PC: AM103 Multiplier: .70
MHB -5.0mm

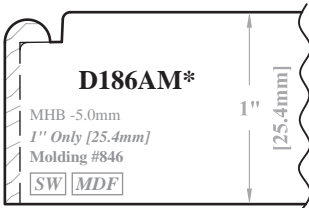


D209AM*
3/4" Only [19mm]
Molding #3141
[SW] [MDF]
PC: AM103 Multiplier: .70
MHB -5.0mm

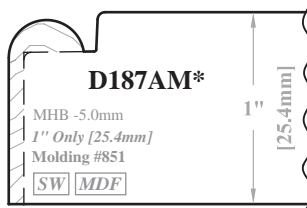


D211AM*
3/4" Only [19mm]
Molding #3151
[SW] [MDF]
PC: AM103 Multiplier: .70
MHB -5.0mm

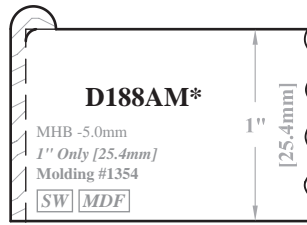
Applied Molding Outside Edges for 1" Thick Slabs



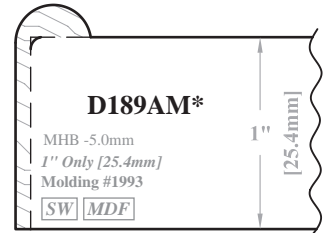
D186AM*
MHB -5.0mm
1" Only [25.4mm]
Molding #846
[SW] [MDF]
PC: AM103 Multiplier: .70



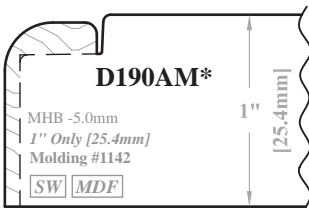
D187AM*
MHB -5.0mm
1" Only [25.4mm]
Molding #851
[SW] [MDF]
PC: AM103 Multiplier: .70



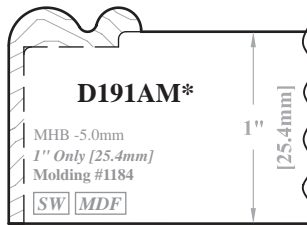
D188AM*
MHB -5.0mm
1" Only [25.4mm]
Molding #1354
[SW] [MDF]
PC: AM103 Multiplier: .76



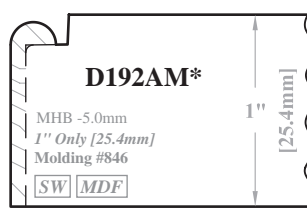
D189AM*
MHB -5.0mm
1" Only [25.4mm]
Molding #1993
[SW] [MDF]
PC: AM103 Multiplier: .78



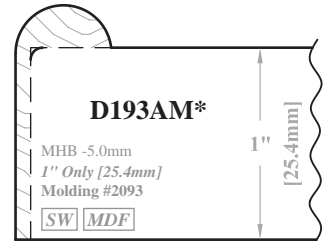
D190AM*
MHB -5.0mm
1" Only [25.4mm]
Molding #1142
[SW] [MDF]
PC: AM103 Multiplier: .70



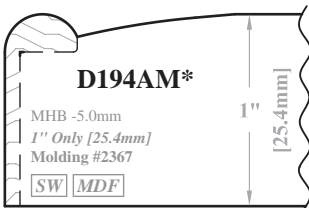
D191AM*
MHB -5.0mm
1" Only [25.4mm]
Molding #1184
[SW] [MDF]
PC: AM103 Multiplier: .75



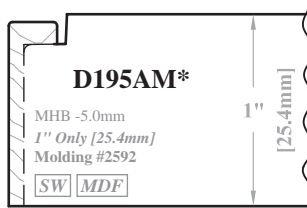
D192AM*
MHB -5.0mm
1" Only [25.4mm]
Molding #846
[SW] [MDF]
PC: AM103 Multiplier: .70



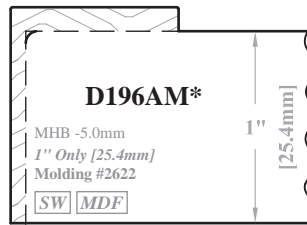
D193AM*
MHB -5.0mm
1" Only [25.4mm]
Molding #2093
[SW] [MDF]
PC: AM103 Multiplier: .82



D194AM*
MHB -5.0mm
1" Only [25.4mm]
Molding #2367
[SW] [MDF]
PC: AM101 Multiplier: .70



D195AM*
MHB -5.0mm
1" Only [25.4mm]
Molding #2592
[SW] [MDF]
PC: AM103 Multiplier: .70



D196AM*
MHB -5.0mm
1" Only [25.4mm]
Molding #2622
[SW] [MDF]
PC: AM103 Multiplier: .70

[SW] = Available in Solid Wood. [MDF] = Available in Medium Density Fiberboard (MDF). [C] = Available for Convex/Concave products. * = MDF Core recommended due to expansion & contraction.

► For PRICING ► See Section E.16 in our current Wholesale Pricing Catalog.



Ordering & Pricing Notes: Outside Edge Profiles - Applied Molding

Ordering Guidelines

1	Order Forms	Applicable order forms will include spaces to indicate your chosen profiles.
Pricing		
1	Pricing	Please see <i>Section E.16</i> of our current Wholesale Pricing Catalog .

Technical Notes: Outside Edge Profiles - Applied Molding

Cabinet Door & Drawer Front Options (Chapter B, V)

1	Solid Wood Slab Drawer Front Styles	<ul style="list-style-type: none"> Drawer fronts with 1/16" [14mm] outside edge applied molding profiles are ordered as Style 916SQA. <ul style="list-style-type: none"> Style 916SQA is only available when using one of the 1/16" [14mm] outside edge applied molding profiles. Drawer fronts with 5/8" [15.9mm] outside edge applied molding profiles are ordered as Style 58SQA. <ul style="list-style-type: none"> Style 58SQA is only available when using one of the 5/8" [15.9mm] outside edge applied molding profiles. Drawer fronts with 3/4" [19.1mm] outside edge applied molding profiles are ordered as Style 34SQA. Drawer fronts with 1" [25.4mm] outside edge applied molding profiles are ordered as Style 100SQA. See <i>Section B.16</i>.
2	Veneered Slab Door and Drawer Front Styles	<p>If wanting a wood veneer door or drawer front with an MDF core, please order as a Style 60 door or Style 60* drawer front with EBT100 or EBT101 (see <i>Section B.10</i>).</p> <ul style="list-style-type: none"> EBT100 is only available when using one of the 1/16" [14mm] outside edge applied molding profiles. EBT101 can be used for 3/4" [19.1mm] outside edge applied molding profiles. See EBT101 notes in <i>Section B.10</i> for profile availability.

Convex / Concave Options (Chapter D)

1	Curved Products	The ☐ indicates profiles that are available for Convex/Concave Products. For additional ordering guidelines, see <i>Chapter D</i> .
---	-----------------	---

Functional Options (Chapter F)

1	Hinge Boring, Finger Pulls & 45° Miter Cut	Please check the compatibility of these options with the outside edge profiles of your choice. Compatibility charts can be found on our website under Resources / Technical Information .
---	--	--

Material Options

1	MDF Core Recommended for Slab Doors & DFs (*)	<p>When ordering a slab style door or drawer front with an outside edge applied molding profile, WalzCraft recommends using an MDF core material to avoid issues that may occur due to expansion and contraction.</p> <ul style="list-style-type: none"> The applied molding itself will be made from either Maple-Hard/Soft Mixed-Value/Budget/Paint Grade, Birch Value/Budget/Paint Grade or Poplar-Value/Budget/Paint Grade.
2	Solid Wood Slabs	Solid wood slab doors and drawer fronts (Example: Style 1270) with applied molding that are greater than 10" [254mm] wide with vertical grain or 10" [254mm] high with horizontal grain will carry NO warranty .
3	Material Options	<p>SW = Profile is available on products made from solid wood.</p> <p>MDF = Profile is available on products made from MDF (Medium Density Fiberboard).</p>

Profile Options (Chapter E)

1	D148	<p>Accepts the #1008 Rope and #1107 Beaded Moldings.</p> <ul style="list-style-type: none"> Corner Block Molding #1217 or #1735 can also be added. Not available with Curved products when using these applied moldings.
2	D83	<p>Accepts the #1008 Rope and #1107 Beaded Moldings.</p> <ul style="list-style-type: none"> Corner Block Molding #1735 can also be added. Not available with Curved products when using these applied moldings.
3	D7 / 1" [25.4mm] Thickness	D7 is the only Outside Edge Profile option available for products over 1" [25.4mm] thick (see <i>Section E.15</i>).

► For PRICING ► See *Section E.16* in our current Wholesale Pricing Catalog.

Profile Options

Outside Edge - Applied Molding

Outside Edge Applied Molding Profiles / Core Thickness Availability

Outside Edge Applied Molding Profile	% ⁵ / ₁₆ " [14mm] Thick Material Door/DF Styles			% [15.9mm] Thick Material Door/DF Styles			3/4" [19.1mm] Thick Material Door/DF Styles			1" [25.4mm] Thick Material Door/DF Styles		
	Raw MDF 500/500* 916SQA*	Veneer (MDF Core) 60/60* w/ EBT100	Solid Wood 916SQA*	Raw MDF 500/500* 58SQA*	Veneer (MDF Core) 60/60* w/ EBT100	Solid Wood 58SQA*	Raw MDF 500/500* 34SQA*	Veneer (MDF Core) 60/60* w/ EBT101	Solid Wood 34SQA*	Raw MDF 500/500* 100SQE*	Veneer (MDF Core) 60/60* w/ EBT101	Solid Wood 100SQE*
D35AM*							X		X			
D43AM*							X		X			
D63AM*							X	X	X			
D64AM*							X	X	X			
D68AM*	X	X	X									
D80AM*							X	X	X			
D83AM*							X		X	X		X
D86AM*							X		X			
D91AM*							X	X	X			
D94AM*	X	X	X									
D99AM*	X	X	X									
D100AM*	X	X	X									
D103AM*							X		X			
D106AM*							X	X	X			
D111AM*	X	X	X									
D113AM*	X	X	X									
D114AM*							X	X	X			
D121AM*	X	X	X									
D122AM*	X	X	X									
D124AM*							X		X			
D132AM*							X	X	X			
D133AM*							X		X			
D136AM*	X	X	X									
D142AM*	X	X	X									
D148AM*							X		X	X		X
D150AM*	X	X	X									
D155AM*							X	X	X			
D156AM*							X	X	X			
D159AM*							X	X	X			
D165AM*							X		X			
D171AM*	X	X	X									
D173AM*	X	X	X									
D177AM*	X	X	X									
D178AM*							X		X			
D179AM*							X	X	X			
D183AM*	X	X	X									
D184AM*							X	X	X			
D185AM*				X		X						
D186AM*										X		X
D187AM*										X		X
D188AM*										X	X	X
D189AM*										X	X	X
D190AM*										X		X
D191AM*										X	X	X
D192AM*										X		X
D193AM*										X	X	X
D194AM*										X		X
D195AM*										X		X
D196AM*										X	X	X
D197AM*	X	X	X									
D198AM*							X	X	X			
D199AM*							X	X	X			
D201AM*							X	X	X			
D202AM*							X	X	X			
D204AM*							X		X			
D206AM*	X	X	X									
D207AM*							X	X	X			
D209AM*							X	X	X			
D211AM*							X	X	X			

► For PRICING ► See Section E.16 in our current Wholesale Pricing Catalog.

